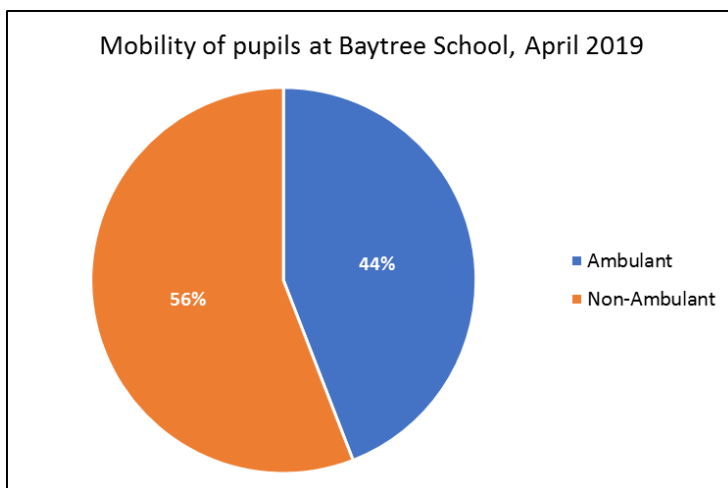
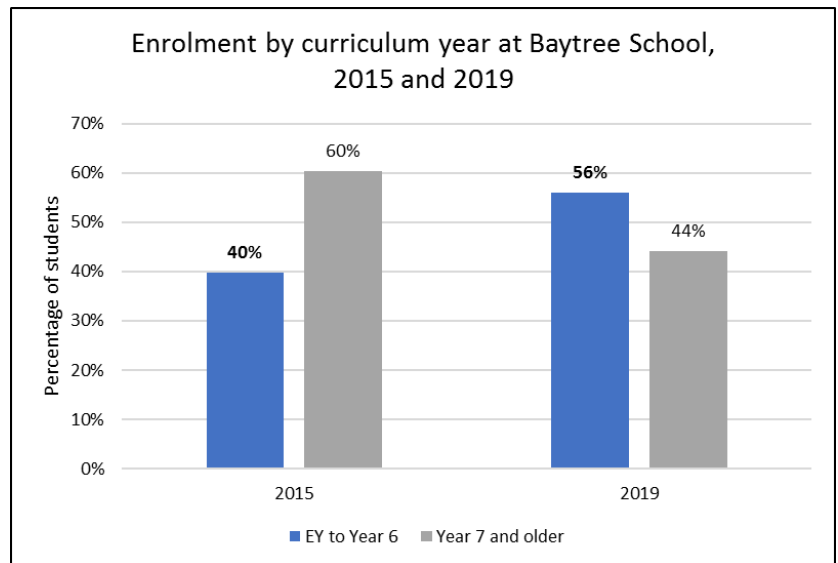


# Proposed expansion of Baytree Special School: Key facts and figures – North Somerset Council September 2019

## Baytree School

Over the last four years, the make-up of Baytree Special School has shifted toward younger students. 56% of the students attending the school in the 2018/19 academic year were in the pre-school and primary age range (early years to year 6). In contrast, only 40% of the 2015 Baytree pupils were in this age range, meaning that the school contained a greater percentage of older students. This is typical of the other special schools in North Somerset.

**Source:** Analysis of 2015 and 2019 SEN2 census data



Baytree School has a high percentage of children who are non-ambulant, meaning they're unable to walk on their own. These pupils need additional classroom space, equipment space, and support staff.

**Source:** Analysis of information provided by Baytree School, April 2019

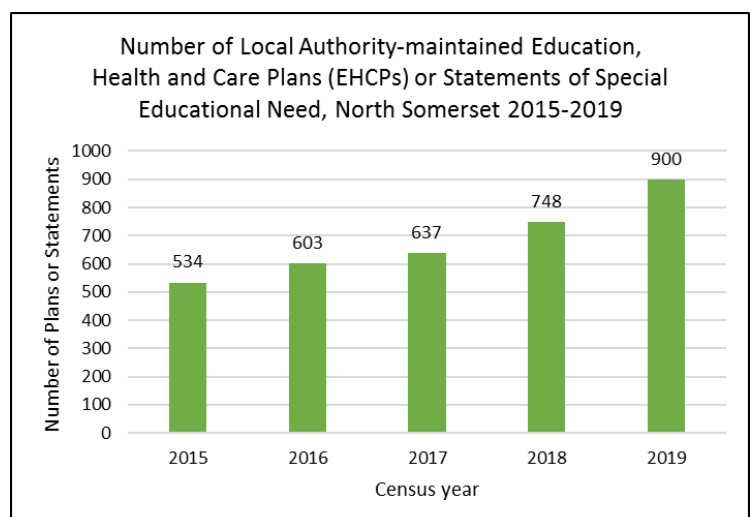
## North Somerset Context

An Education Health and Care Plan (EHCP) describes a child's special educational needs and the extra support they need.

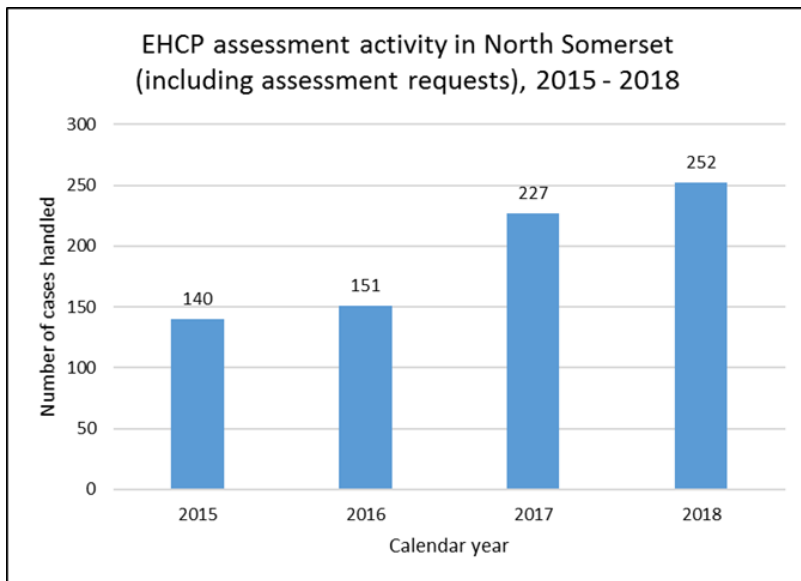
Between January 2015 and January 2019, the number of North Somerset children with an EHCP rose from 534 to 900, a 69% increase over only four years. As of July 2019, the number of plans had risen to 967, an **81%** increase since 2015.

**Source:** Department for Education, Statements of SEN and EHC Plans:

England 2019 (National and local authority tables); Analysis of information from Capita One database, July 2019



# Proposed expansion of Baytree Special School: Key facts and figures – North Somerset Council September 2019



North Somerset has seen a rapid increase in EHCP assessment activity. Since 2015, the number of assessment requests has increased by 80%, and the expectation is that the volume of requests is unlikely to decrease. As of early September 2019, North Somerset had already received 232 assessment requests.

**Source:** Analysis of DfE statistics (Statements of SEN and EHC Plans, England: publications for 2016-2019 inclusive).

10% of all special school students who live in North Somerset do not attend school in North Somerset, often because there is not a local school which can meet their needs due to limited spaces in our current special school system. This means North Somerset is a 'net exporter' of special school pupils – more students from North Somerset who attend a special school go to school outside the area than go to special school in our area.

When compared with the ten most similar local authorities, our 'statistical neighbours', North Somerset is the highest net exporter of students and takes in the fewest students from other counties.

**Sources:** Department for Education, Schools, pupils and their characteristics: January 2019 (published 27 June 2019) (main tables, Table 8c); National Foundation for Educational Research, Children's Services Statistical Neighbour Benchmarking Tool (CSSNBT).

\*A positive number indicates that the local authority is a net importer of pupils. A negative number indicates that the local authority is a net exporter of pupils.

