

# Starting school

a guide for parents – North Somerset 2012–13



# Before you make your preference – consider your journey to school

When you are thinking about the school you would like your child to attend, we would like you consider the following:

- Children who walk to school are fitter, have better developed social skills, are more familiar with their surroundings, have better road sense and arrive at school more relaxed and ready to learn.
- Walking, cycling or using public transport offers children greater independence and flexibility – which is especially important at a time of change in the nature of the school day, with greater numbers of pupils staying for extra study, extra curricular activities and sport.
- Consider the cost of driving your child to school. Current figures put the average cost at £690 per year!

Remember, if you choose a school that you will have to drive to, it is a long term commitment. Will you still want to / be able to drive your child to school in 7 years time?

If you would like advice on walking, cycling, train or bus travel then please speak to the Sustainable Travel Team at North Somerset Council on 01934 426240/426404 or email

**[sustainabletravelteam@n-somerset.gov.uk](mailto:sustainabletravelteam@n-somerset.gov.uk)**



Toucan Crossing Tickenham Road Clevedon

You may also consider car sharing - this can save time and money and helps to cut traffic congestion and air pollution as well as being sociable for children.

## **Sustainable School Travel Strategy and Travel Maps**

This strategy has been created to support sustainable school travel in all areas. It helps:

- identify all pupils' school travel needs, both now and in the future
- identify the ways pupils can access school at present
- develop and improve access to schools where there are problems or difficulties.

All schools now have a School Travel Plan and can advise on safe ways of accessing their school. The schools all have a Travelling to School map either on their website or available from the school. Our North Somerset Travel Map is also available free in libraries, on our website (**[www.n-somerset.gov.uk](http://www.n-somerset.gov.uk)**) and on request. The North Somerset Cycle Map is available from libraries and can be requested by email from **[sustainabletravelteam@n-somerset.gov.uk](mailto:sustainabletravelteam@n-somerset.gov.uk)**

North Somerset's Sustainable School Travel Strategy document can be found at: **<http://www.n-somerset.gov.uk/Education/Schools/Admissions/sustainable-schooltravelstrategy.htm>**

**Please note that whilst the Authority supports the Sustainable Travel initiative, all allocations will be made in accordance with the relevant over-subscription criteria.**

# Starting School In North Somerset

## A guide for parents 2012–13



Contents	Page
Dear Parent/Carer	2
Terms and abbreviations	3
Changes to schools in Worle	4
Coordinated admission scheme	4
Apply online	5
Admission Arrangements Questions & answers	7
Oversubscription criteria	19
Voluntary Aided schools	23
Appeal arrangements	30
Home to school transport	31
General information	33
Useful contacts	34
Maps	35
Schools Index	39
Special schools admission arrangements	48
Achievement and attainment table	49
Early Education Funding	51
Supplementary Information Forms	52
Application Form	

You can apply online by visiting  
[www.n-somerset.gov.uk/admissions](http://www.n-somerset.gov.uk/admissions)

Alternatively a paper application form is enclosed that can be pulled out and completed by North Somerset residents only.

This guide contains a summary of the admissions arrangements of North Somerset Local Authority and all of its own admission authority Schools.

Parents should be aware that since producing this guide, admission arrangements may have been amended although any amendments are likely to be technical. Parents should contact VA schools, the School Admissions and Transport Team or check on the council website, [www.n-somerset.gov.uk/admissions](http://www.n-somerset.gov.uk/admissions) and click on 2012–13 admission arrangements and policies, before they apply if they want to see full and/or final versions.

If you require this publication in another format, such as Braille, large type or help with another language, please call 01275 888 328.

## Dear Parent/Carer

Starting school for the first time is a major step for children and their parents/carers. It is important that you make an informed decision about the school you wish their child to attend and I hope you find the information contained within this guide helpful.

To assist you when making your preferences, schools provide a prospectus free of charge, which gives information about the teaching, learning opportunities and daily life of the school. I would encourage you to visit schools and you should contact schools directly to arrange visits by appointment. By visiting a school, reading its prospectus and looking at its website you will be able to gain a feel for what the school is seeking to achieve for its pupils. It will also tell you what is expected of you and your child. Children are more likely to be happy and successful at school when we are all working in partnership together. Details of all North Somerset Schools are included in the Schools Index within this guide. You may wish to obtain from schools copies of recent school inspections (OFSTED reports).

You can apply quickly and securely online and the online admissions service is available seven days a week. Full details of how to apply online or on paper are given within this guide.

Previously the majority of parents who applied on-time have been successful in obtaining a place at their first preference school. However, not every school is able to accept all the children who would like to attend because there is not enough room for all of them. Oversubscription criteria are used to decide which children are accepted in these circumstances. This booklet explains the procedure for allocating school places and your options if you are not offered your preferred school.

It is not possible to publish all of the regulations about school admissions, and if you need any further help or guidance, please contact the School Admissions and Transport Team, they will be pleased to help you.



Councillor Jeremy Blatchford

*Executive Member, Children and Young People's Services*



## Terms and abbreviations

The terms, abbreviations and legal extracts that we need to use in this guide may sometimes be difficult to understand by those unfamiliar with the education system. We hope these explanations will help. However, if you are unsure about anything in this book please telephone the School Admissions and Transport Team on 01275 884 014 or 884 078 for an explanation.

## Academies

Academies are independent schools, which are funded directly by the Government rather than through local authorities. Any reference to schools within this guide includes academies.

## Admission Number

Every school has an Admission Number. This represents the number of places available in the year group that pupils normally enter on joining the school i.e. the Reception Year in Infant, First and Primary Schools.

## Children in Care

These are children who are looked after by a Council in accordance with Section 22 of the Children Act 1989(b) at the time the application is made, and who the Council has confirmed will still be in Care at the time he/she is admitted to school.

## Community Schools

These schools are maintained fully by a Council. The Council is the admission authority and it is responsible for determining the admission arrangements and allocating school places.

## Council (Authority)

- (i) 'North Somerset Council' is the local council (often known as the 'local authority') for people and schools within North Somerset. All references within this guide to 'the council' or 'the authority' or to the 'local council' or 'local authority' means North Somerset Council.
- (ii) The 'home council' is the council in which the child lives, regardless of where the schools being applied for are situated. North Somerset Council is the home council for North Somerset residents. People who live live outside North Somerset will have a different home council.

## Denominational Schools

Catholic and Church of England (C of E). These schools are run in partnership between a Council and usually either the Church of England or the Catholic Church. At Trinity Anglican Methodist Primary School, Portishead and St Mark's C of E Methodist Primary School, Worle, the Methodist Church is included in the partnership. At St Georges VA Church Primary School, Weston-super- Mare, the Church of England, the Methodist Church and the Baptist Church are included in the partnership.

## First Schools

In Weston-super-Mare, North Somerset there are two First Schools that cover the Reception to Year 3 age groups. After Year 3 children from these schools transfer to Year 4 at a Junior School or Primary School. (See page 4 concerning proposed changes).

## Free Schools

These schools are all-ability state funded schools set up in response to parental demand. Their curriculum may be different from the national one. The school's governing body is responsible for setting their own admission arrangements and allocating places.

## Infant Schools

These schools cover the Reception to Year 2 age groups. Children from these schools will transfer to a Junior School or the Junior part of a Primary School to continue their education.

## Junior Schools

These schools cover the Year 3 to Year 6 age groups except for St Martin's C of E Junior School in Weston-super-Mare, North Somerset that covers Year 4 to Year 6. (See page 4 concerning proposed changes).

## OFSTED

This is the abbreviated name of the Office for Standards in Education, which is the Government Department responsible for inspecting and producing inspection reports on schools.

## Oversubscription Criteria

The criteria determine which children will be given places if there are more applications than places available at the school.

## Oversubscribed Schools

These are schools where the number of applications exceeds the number of places available.

### Parent

This includes all of those people, including carers, who have parental responsibility for a child as set out in the Children Act 1989. All references in this guide to parent(s) therefore include carers accordingly.

## Primary Schools

These schools cover the Reception to Year 6 age groups. Some Infant, First and Primary schools also provide Nursery education.

## Undersubscribed Schools

These are schools where there are fewer applications than the number of places available.

## Voluntary Aided (VA) Schools

Responsibility for management is again shared but with the Church playing a greater role. The Governing Body is the admission authority and its oversubscription criteria will normally be different from those used by a Council. The Governing Body is responsible for allocating school places although they may delegate the function to the Council.

## Voluntary Controlled (VC) Schools

Whilst responsibility for management is shared between the Council and the Church of England\*, the Council is the Admission Authority and is responsible for determining the admission arrangements and allocating school places.

\* In North Somerset Yatton Infant School that has links with the Durban Trust, not the Church of England.

---

## Changes to schools in Worle

Consultations will be undertaken in September 2011 to change the provision at some schools in Worle, Weston-super-Mare. It is proposed to make the following changes:

– **Hillside First School** to become a 210 place primary school with an Admission Number of 30 for September 2012

– **Mendip Green First School** to become a 630 place primary school with an Admission Number of 90 for September 2012

– **St Martin's C of E School** to become a 630 place primary school with an Admission Number of 90 for September 2012

St Martin's School already has already admitted Reception aged pupils for the 2011–12 school year. As with all other schools, parents who wish to apply for a place at St Martin's should include it in their list of preferences.

If after the consultations it is agreed that the schools should become primary schools, Hillside and Mendip Green Schools will no longer be paired with St Martin's School. If it is not agreed that these schools should become primary schools, the Council will contact all parents who have indicated a wish to apply for places at any of these schools by the closing date, to enable them to revise their preferences before allocations are determined.

The Governing Body of **Priory Community School** have submitted a request to the Department for Education to establish a new Free Primary School on their site serving the needs of primary aged pupils from September 2012 onwards. For the 2012–13 school year the school will have available, subject to all necessary funding, up to 60 places for children who are due to start school for the first time from September 2012 (Reception Year 2012). The school will increase in size year by year, taking Reception Year and existing year group children until such time as it becomes a Reception Year – Year 6 primary school. For 2012–13 it will use the same oversubscription criteria that is used for non-rural schools, as detailed on page 19.

Parents who would wish to apply for places at Priory Primary should include the academy in their list of preferences. If funding is not forthcoming the Council will contact all parents who have indicated a wish to apply for places by the closing date at Priory Primary to enable them to revise their preferences accordingly.

Parents should contact the School Admissions and Transport Team for the latest information concerning these consultations.

## Coordinated Admission Scheme

Councils are required to coordinate their admission arrangements. For parents this means that the application must be made to the applicant's home Council regardless of where the school(s) that the parents would like to apply for is situated. The home Council will pass details of the application to the Council where the school is situated. Councils will also pass on details of applications made for VA and any other own admission authority schools within its own area. Councils and own authority schools will exchange information to enable offers to be made. For details of the oversubscription criteria of schools in other Councils please contact the relevant Council. The contact details of some nearby Councils are included in the Useful Contacts section of this guide.

VA schools have their own oversubscription criteria that are often different from those used for Community and VC schools. However application forms for North Somerset residents for any schools, within or outside North Somerset, must be returned to the North Somerset School Admissions and Transport Team who will notify all on time applicants of the result of their applications on the same day, the 20 April 2012.

---

## Apply online for school places

Parents are able to apply online and revise their application up until the closing time and date. Making an online application is quick and easy and it means that you know immediately that we have received your request – there is no risk of it being lost in the post.

### Before applying online

#### What do I need to apply online?

You will need to have internet access and an email address. If you do not have internet access, you can visit your local library, the Town Hall or use an internet cafe to set up an email account and apply online. You will not need to give any more information than you would if you were making a paper application.

## How long does it take to apply online?

You should be able to complete your online application quickly, but please also allow time to read this booklet before applying. If you are unable to complete the application in one session, the system will remember the details you have entered for your next online visit. If you enter details but do not submit the application, we will endeavour to email a reminder before the closing time and date.

## Is my application secure?

Yes, the system is safe and secure. Your password and answer to a security question ensures that only you can see or change the data you provide. Please keep your password and security question answer safe at all times.

## Will online applicants receive preferential treatment?

No. All applications are considered equally and in accordance with the relevant arrangements, summarised in this guide.

## How to apply online

### Step 1 – Register

The online application system will be available until midnight (24:00 Hours) on 15 January 2012 (the closing time and date) for North Somerset residents only. During that time, please visit the School Admissions and Transport Team website at [www.n-somerset.gov.uk/admissions](http://www.n-somerset.gov.uk/admissions) – you will be able to enter the online application system from this page. Please note that except on 15 January 2012 the online system may not be available between approximately 10.00pm to 3.00am.

If you live outside North Somerset you may still apply for schools within North Somerset but you must complete an application form (either online or paper) of your home Council.

**If you have previously registered** online for the same or a different child you do not need to reregister – just sign in as you did before with the same email address and password. Please check to ensure they are correct and if you have changed your email address you can update it.

**If you have not previously registered** online click the Register Now button. You will be asked to provide your email address, password, your answer to the security question and some basic information including your name and address. The passwords for new registrations or new passwords for existing registrations must be between six and 20 characters long and must contain a minimum of two numbers and two letters. Email addresses and passwords are case-sensitive so you will need to remember whether you typed in upper and/or lower case. Please make a note of your password and the answer you gave to the security question.

### **Step 2 – Research**

Once you have registered, you can return to the system at any time to complete your application. You are advised to read this guide (and that of other Councils if applying for schools outside North Somerset) which is also on the School Admission and Transport Team's web pages before completing your application. The web page also includes links to schools and other organisations that you may find useful.

### **Step 3 – Make your preferences**

When you have decided which school(s) you wish to apply for,

**visit [www.n-somerset.gov.uk/admissions](http://www.n-somerset.gov.uk/admissions)** and log in. You may make preferences for schools within and outside North Somerset. When you are happy with your preference(s), you should submit your application. Your online application will be transferred to our database and will be processed after the closing date.

### **Do I need to send a paper application too?**

No. You will be sent an email acknowledging that we have received your application safely and confirming your preferences. Your notification by email is your proof that you have made your application. You do not need to submit a paper copy as well.

**Please remember If you live outside North Somerset, you must make your application to your home Council only.**

A handy tip to prevent emails from the School Admissions and Transport Team going into your spam or junk folder is to add the email address **EduAdmissionsOnline@n-somerset.gov.uk** to your list of approved senders.

In the unlikely event that you do not get an acknowledgement you should contact the School Admission and Transport Team for further advice.

### **What if I need to provide additional documents?**

If you are applying for a VA school under a religious criterion and need to provide a baptism certificate, a letter from a religious leader and/or supplementary form, this may be submitted by email or by post/hand to the School Admissions and Transport Team. For Catholic schools it may alternatively be submitted to the school.

### **Can I print a copy of my application?**

Once you have completed and submitted your application, you can print a summary of the details for your records.

### **After applying online**

#### **What if I change my mind?**

You can log into the online application system up to the closing time and date of midnight (24:00 Hours) on 15 January 2012 and change the school(s) for which you have applied. After each change, you will receive an email to your registered address to confirm the details. You can also print a copy of your revised preference(s). We will always consider that your most recent application replaces all previous applications.

#### **Can I find out the result of my application online?**

Yes. Online applicants can find out as follows:

- i) Parents who have applied online will be able to log into the online\* system by 6.00am on the offer day of 20 April 2012 to view the result of their application – so please make a note of your password and answer to the security question.

- ii) Parents who have applied online, unless they indicate otherwise, will also be sent an email\* on 20 April 2012 informing them of which school they have been allocated.

As there are documents we need to send, all parents applying either online or on paper by the closing time and date will be notified of the outcome of their application by letter sent on 20 April 2012.

### Can I change my password?

Yes, you can change your password at any time.

### What if I change my email address?

Log into the Admissions Online system using your original email address and you can change your email address.

## Help with online applications

If you need further information about applying online, or need advice or assistance with completing your application please contact us. We will try to resolve any problems you have with online applications, but please note that we cannot provide detailed technical support.

---

## Admission arrangements

### Some common questions and answers

The following arrangements mainly apply to North Somerset residents requesting places at North Somerset schools. We strongly recommend that parents requesting school places in other Council areas obtain a copy of the parent guide from the Council where the school is situated. This is because other Councils may operate different admission arrangements.

**When is the closing time and date for applications to be considered in the first round of allocations?**

**The closing time and date for applications to be submitted is midnight (24:00 Hours) on 15 January 2012. Forms may be submitted online or in paper format.**

### Where should I return my application?

Online applications should be made through our website at [www.n-somerset.gov.uk/admissions](http://www.n-somerset.gov.uk/admissions) Paper applications must be returned to North Somerset Council, Children and Young People's Services, School Admissions and Transport Team, Town Hall, Walliscote Grove Road, Weston-super-Mare, Somerset BS23 1UJ. People who live outside North Somerset should apply via their home Council.

Whilst some schools may forward your application to the School Admissions and Transport Team on your behalf, only applications submitted to the School Admissions and Transport Team (or to your home Council for those outside North Somerset) by midnight (24:00 Hours) on 15 January 2012 will be considered in the first round of place allocations.

If the Council receives an application that has not been fully completed with all the information necessary to enable the application to be considered, the Council will contact the parents to request the outstanding information.

For on time applications, if the outstanding information is supplied within a date specified by the Council to the parents, but after the closing time and date, it will be accepted as an on time application. If it is not received within the requested timescales it may not be counted as on time unless an explanation that is considered to be satisfactory by the Council is provided.



## What if I need to provide additional information to support my application?

Any additional information that may be provided to support an application for a North Somerset school, for example letters concerning parental responsibility, baptismal certificates, letters from religious leaders and/or supplementary forms (if required for a religious criterion for some schools) may be sent in electronic or paper format and must be submitted by the closing time and date in order to be considered in the first round place of allocations. It should be returned to the School Admission and Transport Team or for Catholic Schools only, or to the school concerned. For schools outside North Somerset parents should check with the school or its Council for the address to submit any additional information.

## How will I know if the School Admissions and Transport Team has received my application?

Online applicants will automatically receive an email confirming that their application has been received. All paper applications will be acknowledged if a stamped and addressed reply card is enclosed with the application. For paper applications proof of posting cannot be considered as confirmation of receipt unless accompanied by official evidence to prove delivery. Those applying from outside North Somerset should check with their home Council.

## Who can apply?

**Parents of children born between 1 September 2007 and 31 August 2008. These children may start school in September 2012.**

Although children are not legally required to attend school until the term following their fifth birthday, in North Somerset children can begin school in a Reception class in the September following their fourth birthday.

Applications will be accepted for children born between the above dates who meet one of the following:

- are resident in the UK

- hold full British Citizen Passports
- are from countries whose passports have been endorsed to show that they have the right to abode in this country
- are from the European Economic Area (EEA).

Applications for children who do not meet one of the above will not be accepted until the child is in this country.

## Who should apply?

Applications for all school places must be made and signed by a person with parental responsibility for the child as defined in the Children Act 1989. Applicants will be asked to confirm that they have parental responsibility for the child on their application form. If applicants do not have parental responsibility, the person completing the form should send an accompanying letter (in paper or electronic format) explaining the reasons why they are applying rather than a person with parental responsibility. Any evidence to support the case should accompany the letter. The reasons will be considered by the Authority and if deemed acceptable, the application will be processed accordingly. If not deemed acceptable, the application will be returned for the signature of a person with parental responsibility for the child.

Where parents share parental responsibility for a child and two applications are received for the one child from his/her parents, the Council will ask the parents to determine which application it should consider and which application should be withdrawn. This is because the Council will offer only one school place to a child at any one time. If parents cannot agree, they should resolve the issue through the court system. However, in the absence of any Court Order the decision as to which application should be accepted will be determined by drawing lots. Whichever parent's application is accepted, the address the child spends the majority of his/her time, will be the one considered by the Council to be the home address.

## Who might have Parental Responsibility?

Parental Responsibility is defined under the Children Act 1989 as being all the rights, duties, powers, responsibilities and authority which, by law, a parent of a child has. People who have parental responsibility are:

- The child's mother (always has parental responsibility unless the child has been adopted)
- The child's father (if married to the child's mother at the time of the child's birth or any time afterwards. If divorced, the father will retain parental responsibility)
- The child's unmarried father can acquire parental responsibility by:
  - Entering into a formal documented agreement with the mother in a manner prescribed by law i.e. a Parental Responsibility Agreement
  - Making a successful application to the Court for a Parental Responsibility Order or acquiring a Residence Order through the Court
  - Being appointed the child's guardian by the Court or by the child's mother in her Will
  - For children's births registered on or after 1 December 2003 – by registering the father's name on the birth certificate
- The child's adopters
- The child's guardian (appointed under a Will)
- Any person who has a Residence Order for the child
- The Local Authority if a Care Order is in force in respect of that child
- A step parent either by:
  - Agreement with both parents
  - Court Order
  - Adopting a child

## How should I complete the application form if my child's surname has changed?

You should write your child's legal name, as written on his/her birth certificate (unless it has been legally changed) in the 'Surname' box on the application form.

The only exception to this would normally be where a child has been legally adopted or if all those with parental responsibility for the child have given their consent to the name change and can provide formal documentation to confirm this.

Please note, you will be required to show your child's birth certificate before your child can attend school.

## What is considered to be my child's home address?

The Council will consider the child's home address to be the place where the child permanently and ordinarily resides for the majority of the time.

This would normally be the same address as the person who has parental responsibility for the child as their main carer. It will not include the address of a child that is different from his/her parents where the move to this address is expressly linked to obtaining a school place.

Where parents do not live together and the child spends equal amounts of time with both parents, the Council will consider the home of the parent who made the application to be the child's home.

The Council may undertake rigorous residency checks and reserves the right to request independent confirmation of the child's place of residence. Parents may be asked to supply such documentation to support their application as deemed appropriate by the Council, for example a Child Benefit book may be required.

Where the child temporarily resides away from his/her parents in a different Council area, the 'home' Council will continue to be the Council where the child would usually reside with his/her parents. Whilst the place of residence of

the child would normally be his/her physical place of residence as at closing time and date for applications, it should be noted that in certain circumstances and acting in the interests of the child the Council will reserve the right to exercise discretion and may use an alternative place of residence\* for example where a child is temporarily living away from his/her parents home and the new temporary place of residence is the home where the child is likely to be living whilst attending school.

\* If necessary this would be determined by the North Somerset Applications Panel.

### **Do I need to provide proof of my address?**

The Council will undertake checks to ensure that an applicant is living at a property.

A sample of applicants will be asked to provide documentation to prove that they reside (or are about to) at their stated home address (for example a copy of a recent gas or electricity bill). This sample of applicants will be required to obtain this documentation and respond within a deadline set by the Council. If this documentation is not provided, the application may be withdrawn and a place allocated at the nearest school to the home address with a place available.

### **What happens if I/we move house?**

You must inform your home Council of your new address as soon as possible because it may affect the allocation of school places. Failure to do so may result in the withdrawal of an offer of a place.

North Somerset Council will only consider that an applicant is living at a new property in the first round of allocations if independent confirmation of their residency at the proposed address is received before the Council has sent details of applications to other councils. Examples of such independent confirmation are a solicitor's letter confirming the exchange of contracts with a completion date, or a tenancy agreement signed by both parties. If the child is from a family of a Crown Servant or of UK Service Personnel, parents should provide a letter from the MOD, FCO or GCHQ declaring a

return date and residency area. Applicants may also be required to provide proof that they have left the previous property for example by supplying a final account utility bill.

If, when North Somerset parents change address, none of their preferences can be offered, the alternative school offered will be based on the new address.

Proof of residency received after the Council has sent details of applications to other councils will only be taken into account in any subsequent rounds of allocations.

### **What happens if my application is submitted after the closing time and date or if my circumstances change and/or I change my preferences after I have applied?**

Places are not reserved for those who, for whatever reason, apply late.

Unless stated otherwise for the first round of school place allocations, on time applications will be considered based on the child's and/or applicant's situation that exists as at the closing time and date, although as stated above a change of address that will occur after the closing time and date but independent confirmation of it is received before the Council has sent details to other councils it will be considered in the first round of allocations.

Applications and changes in family circumstances submitted after the closing time and date will be treated as a late application and will not be considered in the first round of allocations unless the Council considers there is an extenuating reason for allowing them to be treated as if the latest information had been submitted by the closing time and date and details of the late application or changes were received before the Council has sent details to other councils.

Parents of children moving from within the United Kingdom into North Somerset, making a late application and wishing to be considered as on time must have at least made an original application to their previous home Council by the closing time and date.

Examples of extenuating circumstances include the following:

- (i) The child is from a family of a Crown Servant or of UK Service Personnel and the MOD, FCO or GCHQ has provided a letter declaring a return date and residency area.
- (ii) If there has been any delay in the Council receiving the application form/details due to an administrative error by a school, other Council or Children and Young People's Services Directorate staff, which has been accepted by the Council.

(iii) The child becomes a 'Child in Care'.

All late applications, changes in preferences and changes in address/family circumstances not accepted as on-time will not be considered until after the first round of allocations by which time all of the places may have already been allocated.

#### **Changes in preference will be considered as follows:**

##### **i) before the closing time and date**

Any change in preference received before the closing time and date will over-ride all previous applications, which will be withdrawn. The most recent application submitted prior to the closing time and date will be considered.

##### **ii) after the closing time and date, but before the Council has sent details of applications to other Councils**

Changes of preference(s) submitted after the closing time and date will not be accepted unless the Council consider there is an extenuating reason(s) – see above – for allowing it to be treated as if the changed preference(s) had been submitted by the closing time and date.

Otherwise only the original application (i.e. that showing the preferences as at the closing time and date) will be considered in the first round of allocations.

##### **iii) after the Council has sent details of applications to other councils but before offers have been made**

Such changes will not be accepted for the first round of allocations. The preferences on the on-time application will still be considered in the first round of allocations unless the parent confirms that the application can be withdrawn.

##### **iv) after offers have been made – altering the order of preferences which have already been considered:**

Offers in the first round of allocations will be made only for applications submitted by the closing time and date unless the Council has confirmed in writing that a subsequent change in preferences or a late application, based on extenuating reason(s) has been accepted. When offers are made, these may be accepted or rejected by the parent.

If, having received an offer based on the application as accepted by the Council, a parent wishes to alter the preferences from those shown on the accepted application, then the parent may reject the offer made and submit a new application showing the currently preferred preferences and this will be considered in the next round of allocations. The new changed preferences application will be treated as a late application – it will not have priority over other applicants who did not submit any application before the closing time and date.

The place that has been rejected by the parent submitting the new, changed preferences application will not be kept open for that parent and may be offered to other applicants in the next round of allocations.

There is no guarantee that a parent submitting a changed preferences application will be successful in obtaining any of the new preferences since there will only be a limited

**Please remember If you live outside North Somerset, you must make your application to your home Council only.**

number of, or none, places available at any school for any subsequent round of allocations.

Those applicants changing address should also see 'What happens if I/we move house?' on page 10.

### Does North Somerset operate catchment areas?

No we do not operate a 'catchment area' system although in rural areas some priority is given for those applying for their nearest school. Living in a particular area does not guarantee a place at any school even if many children from the area already go to the school. You should not rely on the advice of Estate Agents on such matters. Some VA schools may give some priority to those living within certain parishes/districts.

### What should I do if I live in North Somerset but want to apply for a school(s) in another Council area?

You should name the school(s) on your North Somerset application form. This information will be passed on to the relevant Council. If the school is responsible for deciding its own admissions, the other Council will forward your request to the school. We will notify you of the outcome of your application for whatever school you apply.

### What should I do if I don't live in North Somerset but want to apply for a North Somerset school(s)?

You should include the North Somerset school(s) within your preferences on your home Council's application form. Your application will be considered in the same way as North Somerset applications. Your home Council will notify you of the outcome.

### How do I get information about schools?

Details of all North Somerset schools are available on our website:  
[www.n-somerset.gov.uk/education/schools](http://www.n-somerset.gov.uk/education/schools).

The Schools Index is also published later within this guide.

You may obtain information about a school by visiting its website\*. Every school produces a prospectus\*, which is available directly from the school free of charge. You may also wish to visit schools. You should contact schools directly to find out about school open days, school uniform policy or to arrange an appointment to visit a school. A primary school achievement and attainment table is given within this booklet. Copies of schools latest OFSTED reports are available at schools and from [www.ofsted.gov.uk](http://www.ofsted.gov.uk)

\* The Council is not responsible for school websites and prospectuses and allocations will be made in accordance with the information within this guide.

### What other activities and services are available through schools?

Schools in North Somerset are offering an increasing range of additional activities and services for children and parents. Most schools offer a range of clubs which might run before and after school and at lunchtime, as well as providing extra support for children's learning.

In addition, the majority of North Somerset primary schools are now able to offer parents and carers access to childcare, either on their school site or through other local childcare services. These might be based at other local schools, other community venues or with childminders. These schools also have access to information about holiday schemes and activities.

Schools are also developing support for children and parents including peer support projects, parent support groups and opportunities for family learning. For more information contact the school direct.

### What if I want my child to attend a 'Church school'?

There are 13 Voluntary Aided (VA) Church schools and they set their own oversubscription criteria. Admission to these schools is the responsibility of its governing body.

Details of the admission arrangements for each of these schools are given in the Voluntary Aided section of this guide.

There are also 17 Voluntary Controlled (VC) schools in North Somerset. All but one has links with the Church of England. The oversubscription criteria for these schools are the same as for Community Schools and are shown in the Oversubscription Criteria section of this guide. The Schools Index tells you which schools are Academy, Community, VA or VC.

### **How many places are available at each school?**

The Admission Number for each school is given with the Schools Index. Schools are required to have an admission level known as the Admission Number for the intake year group into which it normally admits pupils.

### **Is there a limit to the number of children admitted in to infant classes?**

Yes. Where the majority of children are 5, 6 or 7 year olds, classes must not exceed a ratio of 30 children to one teacher. This legal requirement may mean that some children will be refused places to avoid having classes with over 30 pupils.

Some schools may have single teacher classes with fewer than 30 children. The class size limits do not mean that schools have to admit up to 30 children into each of their classes.

### **Are places allocated on a first come, first served process?**

No. However, parents should be aware that the first round of allocations will normally involve only those applications submitted by the closing time and date of midnight (24:00 hours) on 15 January 2012.

### **What if my child has Special Educational Needs?**

For the majority of children, having Special Educational Needs (SEN) does not affect the allocation of a school place. Most children with SEN can have their needs met at any mainstream school.

If your child has a Statement of Special Educational Needs your application will be processed by the SEN Team. If you are not sure

if your child has Statement of SEN or if you have any queries about special needs please ring the SEN Team on 01275 888 294.

### **What if I don't want my child to start school in September?**

Your child does not legally have to start school until the term following his/her fifth birthday. You should apply now for a school place but you may defer any place you are offered until the term following your child's 5th birthday if you wish, but not to the start of the following academic year.

In the 2012–13 school year children in North Somerset can attend school before their fifth birthday if they reach the age of 5 during the period 1 September 2012 to 31 August 2013.

Depending on their child's date of birth, at the request of the parent a place offered may be deferred until the start of term 3 or 5, but not the start of the following academic year. When parents take up the option of deferring their child's entry until later in the school year, no new application will be required. The school place will be held for that child and will not be available to be offered to another child.

Parents who, because of their child's age, wish to delay admission until September 2013 should be aware that school places will not be held until September 2013 and their child will be considered for admission into their chronological age group. This means that children who do not start school in the school year that they become five should be placed in a Year 1 class and will normally miss the Reception year.

Parents should be aware that a school might become full in the Reception Year age group with pupils whose parents apply for a place during the 2012–13 school year. There may be no places available at the preferred school(s) for those who delay their child's admission until Year 1. These parents will need to apply for Year 1 school place for their child from 1 July 2013.

Admission to a school normally occurs at the beginning of terms 1, 3 or 5 unless there are special circumstances, such as moving to a new address.

Parents must indicate which term their child will commence attendance at school when accepting a school place. Places offered for the 2012-13 school year but not taken up cannot be reserved for later admission. If children do not commence attendance at school at the start of their agreed first term, and the school is not given a satisfactory reason for the absence, the place may be withdrawn. If applicable the place will be offered to another applicant.

### Can my child start school before September 2012?

Children who are not four years old on or by the 31 August 2012 will not be admitted to a North Somerset school until September 2013 unless there are exceptional reasons and the admission is agreed by the Council. The fact that you may consider your child ready to start school is not an exceptional reason.

### Can children be educated outside their usual year group?

Children are entitled to be educated alongside their peers in their chronological age group. If they have special educational needs these should be met through personalised learning and curriculum flexibility. Pupils should therefore not normally be educated outside their chronological year group. Children out of cohort will usually have a Statement of Special Educational Needs.

In exceptional circumstances, such as when a child has missed a considerable amount of schooling due to illness, consideration may be given to some flexibility in this policy.

### Will all my preferences be treated the same?

Allocations are made using an 'Equal Preference' system. This means that all 1st, 2nd and 3rd preferences etc, for all schools will initially be considered equally. Applicants will be offered a place at their highest preference school that they qualify for a place. Where more than one school could be offered, only the highest preference school will be allocated.

Within the Equal Preference Scheme, all preferences are considered separately in accordance with the relevant admission authority's policy. Only where more than one place could be offered, does the Council, in accordance with the coordinated scheme, consider the rank order of the preferences made by parents.

### Do I have to name more than one school in my preferences?

You do not have to state a second or third school preference but as all preferences are treated equally, you will increase the chances of being offered a school you want your child to attend.

**Priority is not given to those who only name one preference.** Those who have named more than one school will have their application for places at each school considered at the same time. If you do not name a second or third preference school, and your only named preference school is not offered, a place will be allocated at the nearest school with a vacancy. This may be a considerable distance from your home.

However if you have also named a second or third preference, if you are not offered your named first preference school, you would be considered for your second or third preference school(s) before being allocated an alternative school (although no guarantee of an offer can be made).

**Stating up to three schools will not in any way reduce the chance of being offered the school placed as your highest preference.**



## Can I give reasons for my preference(s)?

Yes, you may give reasons on your application form for your preference(s) but please note that all allocations must be made in accordance with the relevant oversubscription criteria. Giving reasons does not guarantee a place at your preferred school.

## My child already attends the Nursery/Pre-School class at a school. Does he/she automatically join the Reception class at the same school?

No. There is no automatic right for your child to continue at the same school. North Somerset does not operate a feeder school system.

Parents of children who are admitted for nursery/pre-school education still need to apply for a school place when the child is due to transfer to the Reception stage.

## If my child attends an infant or first school will he/she be guaranteed a place at the paired junior school?

Parents of children who attend an infant or first school, rather than a primary school, have to apply for their child to attend another school once they have completed their education at the infant or first school. Allocations will be made in accordance with the relevant oversubscription criteria so places at a paired junior school can not be guaranteed. However the current junior criteria (with the exception of children with a Statement of SEN that names a school and Children in Care), gives children attending a paired infant or first school priority over other children.

Infant/first schools are paired with junior schools as follows:

- Hannah More Infant with Grove Junior
- High Down Infant with High Down Junior

**Please remember if you live outside North Somerset, you must make your application to your home Council only.**

- Hillside First\* with St Martin's Church of England Junior\*
- Mendip Green First\* with St Martin's Church of England Junior\*
- West Leigh Infant with Backwell Church of England Junior
- Yatton Infant with Yatton Church of England Junior

**\* Please note that these arrangements may change. Please see 'Changes to schools in Worle' in page 4 for further details.**

Contact the School Admissions and Transport Team or visit [www.n-somerset.gov.uk/admissions](http://www.n-somerset.gov.uk/admissions) if you would like more details of the junior intake criteria.

## Will the primary/junior school my child attends affect the secondary school he/she will attend?

No. No account is taken of a child's present school when allocating places at a North Somerset secondary school, even if this could mean that a child may be the only one from his/her present school not allocated a place at a particular North Somerset secondary school.

## Am I able to choose which school my child will attend?

No. Parents are able to express a preference for the school they wish their child to attend but are not guaranteed to be offered a place at their preferred school(s).

## Will I get a place at my preferred school?

Although most parents are offered places at their first preference school, it is not always possible to meet all the requests for places at particular schools. Your chances of being offered a place may depend on a number of factors such as the number of people who apply, where you live, the number of places available and, for some VA schools, appropriate religious links. Details of the number of applicants offered a place at their first preference school in the first round of allocations for the 2012–13 school year, together with information about the criteria

under which places were offered, are given in the Schools Index section of this guide.

### **Is priority given to children with an older brother or sister already attending a North Somerset school?**

After those children who have a school named in their Statement of Special Educational Needs and Children in Care have been considered, priority at **non-rural** Community, Free and VC schools is given to children whose older brother or sister will be attending the school (or paired junior school if applicable) at the time of admission.

This priority is also given at **rural** Community and VC schools for children whose older sibling was attending the school prior to September 2008 and either he/she or any younger brother or sister will be in attendance at the time of admission.

**Parents should be aware that for children who join a rural North Somerset Community or VC school after September 2008, a brother/sister link at rural schools will only initially be applied to children whose older brother or sister will be attending the school at the time of admission where it is the child's nearest school (excluding Catholic schools) to the home address.**

A brother/sister link where it is not the nearest school (excluding Catholic schools) is only recognised lower in the criteria order.

Please see the oversubscription criteria section of this guide for full details. To find out how VA schools consider applications for children with an older brother or sister, please see each school's individual criteria summarised in the 'Voluntary Aided Schools' section of this guide.

### **Why might my application be refused?**

Once an admission authority has filled the number of places available at a school it may refuse further requests for schools places because:

- to admit another child would prejudice the provision of efficient education and/or the efficient use of resources and/or

- to admit another child would prejudice the provision of efficient education or the efficient use of resources because measures would have to be taken in order to comply with infant class size limits.

### **When will I be told if I have been allocated a place at my preferred school?**

- i) Parents who have applied online will be able to log into the online system by 6.00am on the offer day of 20 April 2012 to view the result of their application – so please keep safe your password and answer to the security question.
- ii) Parents who have applied online, unless they indicate they wish otherwise, will also be sent an email on 20 April 2012 informing them of which school they have been allocated.
- iii) As there are documents we need to send, all parents applying either online or on paper by the closing time and date will be informed in a letter sent on the 20 April 2012.

Should places become available after the first round of allocations places will be offered as soon as possible afterwards by applying the relevant oversubscription criteria to those applicants still seeking a place at their preferred school.

### **What happens if I am not offered a place at any of my preferred schools?**

If you live in North Somerset you will be offered a place for your child at an alternative school. The alternative school offered will be the nearest school, within or outside North Somerset, to your child's home address (as at the time allocations are being made), with a place available, measured by the shortest route.

The offered school may be a North Somerset Academy, Community, VC or VA School (excluding Catholic Schools) or a school within another Council.

Where there are more children than places remaining at the nearest school, priority will be given to those living closest to the school.

Remaining applicants will then be offered the next nearest school with a place available.

Once that school becomes full, any remaining applicants will then be offered the next nearest school with a place available and so on. The distances will be measured by the shortest route. The alternative school offered may not be the nearest one available, if after having had regard to any reasons expressed by the parent for their (unsuccessful) preferences and the Council's admission arrangements, the Council felt it was appropriate to offer a different alternative school for example if the nearest school was incompatible with the parent's religious convictions.

When determining the alternative offer school, 'nearest school' means the nearest school, as defined in paragraph h) on page 22.

If you are not offered a place at your preferred school you may:

- accept the alternative place offered.
- ask about the availability of places at other schools.
- have your child's name held on a 'waiting list' (see next question) for your preferred school.
- appeal to an independent Appeal Panel against the decision to refuse a place (see 'Appeal arrangements' later within this booklet for more details).

Parents should also read 'What happens if my application is submitted after the closing time and date or if my circumstances change and/or I change my preferences after I have applied?' on page 10 before making new preferences.

### How are 'waiting lists' operated?

North Somerset shall hold a list of those applicants still seeking a place at their preferred school(s), until the last day of term 2 in 2012. All applications will be ranked in line with the admission authority's new intake oversubscription criteria and allocations will be made in accordance with it. Priority will not be given on the basis simply of the date an

application was added to the list. Children who are the subject of a direction by a council to admit or who are allocated a school in accordance with a Fair Access Protocol for school places, will take precedence over those on the waiting list.

After the last day of term 2 in 2012 admission authorities shall not keep waiting lists for any year group. Parents may request that the Council ensures their child is considered for any vacancy that may arise at their preferred school(s). Requests for vacancies and applications received after the last day of term 2 in 2012, will be administered in accordance with the Council In-Year Coordinated Admission Scheme.

All North Somerset schools will, where appropriate, consider allocations for children identified as being from vulnerable groups in accordance with the Councils Fair Access Protocol.

Fair Access Protocols exist to ensure that access to education is secured quickly for children who have no school place but for whom a place at a mainstream school or alternative provision is appropriate, and to ensure that all schools in an area admit their fair share of children with challenging behaviour, including children excluded from other schools.



Along with devolved funding and responsibility for alternative provision, an agreed protocol encourages local authorities and schools to work together in partnership to improve behaviour, tackle persistent absence and help support improving behaviour partnerships.

The Fair Access Protocol is to be used where a place has/can not be allocated using the Council's normal admission arrangements or where a pupil has been admitted to a school and when, after receipt of the file from the previous school, the current school consider the child meets the requirements of this protocol.

Children who are the subject of a direction by a Local Authority to admit or who are allocated a school in accordance with an In-Year Fair Access Protocol for school places, will take precedence over those on a waiting list or those whose names have been given to the Council.

### Can I appeal if I am not offered my preferred school(s)?

Yes. How to lodge an appeal is explained in the Appeal Arrangements of this guide.

### Can the offer of a place be withdrawn?

Yes, the Authority reserves the right to withdraw an offer of a place, but this is only likely to be in very limited circumstances.

An example may be where it can be shown that the application was made or offer obtained on the basis of a fraudulent or intentionally misleading application by a parent, such as an application with a false claim to residence at a particular address which effectively denied a place to a child with a stronger claim. Where, before offers are made, an application is deemed to be fraudulent or intentionally misleading the application will be considered on the basis of the correct information.

**Please remember If you live outside North Somerset, you must make your application to your home Council only.**

## Reception Year Timetable for the 2012–13 School Year

### By midnight (24:00 hours) on 15 January 2012

Last date for applications to be submitted to North Somerset School Admissions and Transport Team to be considered in the first round of allocations. The Council may consider late applications or a change in circumstances submitted after the closing time and date. These will be treated as if submitted on time provided the Council determines that there is an extenuating reason for the late application or the change in circumstances.

### 20 April 2012

Results of applications available to on line applicants on the Council website and sent to parents by the North Somerset School Admissions and Transport Team. Those refused preferred school informed of date to lodge appeal by and time frame of appeal hearings.

### From May to July 2012

Any appeals that have been lodged may be heard during this period.

### Terms 5–6 2012

Information sent to parents from schools about induction days, etc.

### September 2012

Child begins school (except for those children whose parents have arranged to defer their child's admission to later within the 2012–2013 school year)

Offers of places may also be withdrawn where a parent has not responded to an offer within a reasonable time or omitted to inform the Council of a change of address. It is the parent's responsibility to inform the Council if their contact details change after making an application. Where an offer of a place is withdrawn, parents will have to reapply to be considered for a school place.

The Authority reserves the right to withdraw an offer of a place where the offer was the result of an administrative error. Places will not normally be withdrawn if a child is already in attendance at the school. An offer of a place that has been rejected by a parent may also be withdrawn.

### **Oversubscription criteria for admission to North Somerset Community, Free and Voluntary Controlled schools.**

The number of places at each school is limited and if there are more applications than places it is inevitable that some children will not be able to attend the school.

The oversubscription criteria for Voluntary Aided (VA) schools will differ from those given below. The criteria for VA schools are listed from page 23 onwards. A summary of the criteria used when a Community or VC school is oversubscribed is given below. For full details contact the School Admissions and Transport Team or visit [www.n-somerset.gov.uk/admissions](http://www.n-somerset.gov.uk/admissions).

### **Oversubscription criteria**

#### **A) Criteria Ai to Av are for the following non-rural schools only:**

All Saints East Clevedon C of E Primary  
Ashcombe Primary  
Becket Primary  
Bournville Primary  
Castle Batch Primary  
Golden Valley Primary  
Hannah More Infant  
Heron's Moor Community Primary

High Down Infant  
Hillside First\*  
Kingshill C of E Primary  
Mary Elton Primary  
Mead Vale Primary  
Mendip Green First\*  
Milton Park Primary  
Oldmixon Primary  
Portishead Primary  
Priory Primary  
(see 'Changes to schools in Worle' on page 4)  
St Martin's C of E Junior\*  
St Nicholas Chantry C of E Primary  
St Peter's C of E Primary  
Uphill Primary  
Walliscote Primary  
Windwhistle Primary  
Yeo Moor Primary.

\* it is proposed that these schools will become primary schools from September 2012.  
(see 'Changes to schools in Worle' on page 4)

For the above named schools allocations will be made in accordance with the following criteria, given in order of priority:

- A i Children in Care.
- A ii Children with an older sibling who will be attending the school at the time of admission.
- A iii Children, where it is the nearest school to their home address, who live more than a distance of two miles from that school measured by the shortest route.
- A iv Children with a sibling within the same intake year group (for example twins, triplets) applying for the same school when it is the nearest school to the home address.
- A v Children living closest to the school.

#### **B) Criteria B i to B vii are for the following rural schools only:**

Banwell Primary  
Birdwell Primary, Long Ashton  
Blagdon Primary  
Churchill C of E Primary

Court de Wyck Primary, Claverham  
 Crockerne Primary, Pill  
 Dundry C of E Primary  
 Flax Bourton C of E Primary  
 Hutton C of E Primary  
 Kewstoke Primary  
 Locking Primary  
 Northleaze C of E Primary, Long Ashton  
 St Andrew's C of E Primary, Congresbury  
 St Anne's C of E Primary, Hewish  
 Sandford Primary  
 West Leigh Infant, Backwell\*\*  
 Winford C of E Primary\*\*  
 Winscombe Primary  
 Wrington C of E Primary  
 Yatton Infant

If any of the above named schools receives more applications than there are places available, allocations will be made in accordance with the following criteria, given in order of priority:

- B i Children in Care.
- B ii \*Children with a brother or sister who was attending the school prior to September 2008 and either he/she or any younger brother or sister will be in attendance at the time of admission.
- B iii \*Children with a brother or sister who started attending the school after or during September 2008 and he/she will be attending the school at the time of admission, where it is the nearest school to the home address.
- B iv Children, where it is the child's nearest school to the home address.
- B v \*Children, where it is **not** the child's nearest school to the home address, with a brother or sister who will be in attendance at the time of admission.

B vi Children with a brother or sister within the same intake year group (for example twins, triplets) applying for the same school when it is the nearest school to the home address.

B vii Children living closest to the school.

\* For the purposes of criteria B ii, B iii and B v paired Infant/first and junior schools will be treated as one school. It will be presumed that, for the purpose of applying these criteria, that children who in the 2011-2012 school year will be in their final year at an infant/first school and will be attending the paired junior school.

### **Children whose older brother or sister attended St Katharines's C of E Primary School Felton**

\*\* Applications for either West Leigh Infant or Winford CE Primary Schools for children with a brother or sister who used to attend St Katharine's Primary School in Felton but moved following its closure to either Backwell CE Junior or Winford CE Primary Schools, will be considered as follows:

- i) If the brother or sister attended St Katharine's School prior to September 2008 the application will meet criterion Bii
- ii) If the brother or sister attended St Katharine's School after or during September 2008 the application will meet criterion B iii (even if it is not the nearest school when the distance is measured)

### **In applying the criteria**

- a) Where a school is named in a child's Statement of Special Educational Needs the Admission Authority is legally required to admit the child to the school. Such children will therefore be allocated places before any of the following criteria are applied.
- b) For the purpose of criteria A ii, B ii, B iii and B v paired infant/first and junior schools will be treated as one school. It will be presumed, for the purpose of applying these criteria, that children in the 2012-13 school year in their final year at an infant/first school, will be attending the paired junior school.

**Please remember If you live outside North Somerset, you must make your application to your home Council only.**



- c) A child is a brother or sister if they are a full, half, step or adoptive brother/sister of another child. Full brothers/sisters are defined as children who have the same biological or adoptive parents. Half brothers/sisters are defined as children who share only one biological or adoptive parent. Step brothers/sisters are defined as children who are not related biologically but are living in the same household for the majority of the time at the address the Council considers to be the address of the child for whom the application is made. Except for a brother or sister within the same intake year group, a sibling must be attending the school at the time of admission i.e. he/she must be on roll at the school or already allocated a place at the school at the time the application is processed and is expected to be on roll at the time of admission. A child attending a nursery/pre-school part of a school does not count as a brother or sister.
- d) When applying the criteria, except for criteria A iii and B v, priority within each criterion will be given in order to:
- Children with a brother or sister within the same intake year group (for example twins, triplets) applying for the same school where it is the nearest to their home address. Priority will be given to those living closest to the school.
  - Children living closest to the school.
- e) When applying criterion A iii, priority will be given in order to:
- children with a brother or sister within the same intake year group (for example twins, triplets) applying for the same school where it is the nearest school to the home address. Priority will be given to those living closest to the school.
  - children living furthest from their nearest school. The distance measured will be the shortest route. Should these distances be equal, measurements would then be made in a direct line. Should these distances also be equal allocations will be made drawing lots.
- When applying criterion B v, priority will be given to children living closest to the school.
- f) Where the direct line distances are equal, priority will be given to children living closest to the school, measured by the shortest route. Should these distances also be equal allocations will be made drawing lots.

- g) Where these arrangements refer to 'children living closest to the school', the distances calculated to determine who is closest will initially be measured in a direct line. Where distances are equal measurements will then be made by the shortest route.
- h) 'Nearest school' - unless otherwise stated:
- i) the distances used to determine the nearest school will be measured in a direct line. If direct line distances are equal then distances will be measured by the shortest route. If shortest route distances are equal the nearest school will be determined by drawing lots.
  - ii) the nearest school is the nearest appropriate one. An appropriate school is defined as a maintained\* mainstream school (excluding Catholic schools) that provides the National Curriculum appropriate to the child's age on joining the school. \*i.e. non independent.
- i) Unless otherwise stated all distances are measured in a direct line. Direct line: is where distances are measured in a straight line between the address points of the child's home and the main entrance to the school, indicated on the Council's computerised system(s).

Where specified, some distances are determined by the shortest route.

Shortest route: is where distances are measured by the shortest route (including via roads, public rights of way and estate footpaths) between the address point of the child's home indicated on the Council's computerised system(s) and the nearest entrance to the school site.

- j) Unless otherwise stated where the direct line distances are equal, priority will be given to children living closest to the school, measured by the shortest route. Should these distances also be equal allocations will be made drawing lots.
- k) Parents should be aware that North Somerset Council reviews its policies and criteria every year. Some or all of the above criteria may

therefore change in future school years, for example the criteria relating to older 'brother/sister-links'.

## North Somerset Voluntary Aided Schools

The Governing Bodies of these schools are responsible for the admission of pupils to their schools. Listed below are the schools and a summary of their oversubscription criteria.

For full details of their individual admission arrangements contact the school directly or visit [www.n-somerset.gov.uk/admissions](http://www.n-somerset.gov.uk/admissions).

The following definitions and explanations are given to help make clear the oversubscription criteria and how they are applied:

- 1) Brother/Sister links – all of paragraph c) on page 21 also applies to VA schools.
- 2) VA schools may require additional information to enable them to consider applications under some of their individual criteria. Where this is the case, applicants are required to provide additional information, for example a copy of a baptismal certificate and/or a letter from a religious leader and/or a supplementary information form\*, It is the responsibility of parents to ensure that any letters/forms from religious leaders contain the wording required by the schools criteria.

It may be provided separately from the application but it must be submitted by the closing time and date to be considered in the first round of allocations. It should be received by the School Admissions and Transport Team (who will forward any additional information it receives to VA schools) except for the three Catholic Primary schools, where the additional information should be received by the School Admissions and Transport Team or the school concerned.

- \* **For some of their criteria, St Georges VA, St Joseph's Catholic, St Mark's C of E/Methodist Ecumenical, Tickenham C of E, Worlebury St. Paul's C of E and Wraxall C of E Schools require a supplementary form to be**

**completed. The forms are available from those schools and later within this guide.**

- 3) Nearest School – the definition of, and the method used to calculate the nearest school for VA schools is the same as given in Paragraph h) on page 22.
- 4) Distances within VA school policies are calculated as described in paragraph i) on page 22.
- 5) Children with a Statement of Special Educational Needs are considered as described in paragraph a) on page 20. All of the criteria included within the following policies are given in the order in which they will be applied.

### **Burrington C of E Primary**

- 1a. Children in Care who are of the Church of England faith. Parent(s) or a Social Worker will need to provide a letter confirming that the child is of the Church of England faith.
- 1b. Children in Care.  
The next 3 criteria (2a, 2b, and 2c) have equal weighting:
- 2a. Children living within an area defined on a map, which is available in school, the area being Burrington Parish, Rickford and parts of Langford.
- 2b. Children who have a brother or sister who will be attending the school at the time of admission.
- 2c. Children who or children whose parent(s) worship regularly at Holy Trinity Church, Burrington. Regular attendance i.e. at least once per month over a period of at least a year will need to be substantiated **by a letter from the Vicar which states that attendance at Church has been at least once per month for at least a year.** Where people have moved into the area within the year previous to application then they would also need to provide a letter from their previous Vicar stating attendance at Church has been at least once per month to cover a period of at least a year.

Should 2a to 2c not decide the ranking of applicants then one point to be awarded for each of those meeting the above criteria with the highest ranking allocated to the children with the most points. Should there be applicants with the same amount of points the following criteria will also apply.

The following criteria will also be used for applicants who do not meet any of the above criteria in the following order of priority.

3. Children who or children whose parent(s) worship regularly at another church. Regular attendance (i.e. at least once per month over a period of at least a year) **will need to be substantiated by a letter from the Vicar or Minister of the church attended to cover a period of at least one year, which states that attendance at Church has been at least once per month for at least a year.** Where people have moved into the area within the year previous to application then they would also need to provide a letter from their previous Vicar or minister stating attendance at Church has been at least once per month to cover a period of at least a year.
4. Children with a brother or sister within the same year group (for example twins, triplets) where Burrington is the school nearest to the home address.
5. Children living closest to the school.  
For criteria 1a, 1b, 3 and 4 priority within each criterion will be given to those living closest to the school.

### **Christ Church C of E Primary**

1. Children in Care.
2. Children whose brother or sister will be attending the school at the time of admission. Priority will be given to those living closest to the school.
3. Children with a brother or sister within the same year group (for example twins, triplets) where Christ Church Church of England Primary is the School nearest to the home address.
4. Children living closest to the school.

## Corpus Christi Catholic Primary

The school was established to serve the parishes of Corpus Christi, Our Lady of Lourdes and St. Joseph's in Weston-Super-Mare and Our Lady Queen of the Apostles, Cheddar. A map of the parishes is available at the school.

- 1.1 Baptised Catholic Children in Care.\*
- 1.2 Baptised Catholics who live within one of the parishes named above with a sibling attending the school at the time of admission.\*
- 1.3 Baptised Catholics who live within one of the parishes named above.\*
- 1.4 Baptised Catholics who live outside the parishes named above and who have a sibling attending the school at the time of admission.\*
- 1.5 Baptised Catholics who live outside the parishes named above.\*
- 1.6 Children in Care who are not Baptised Catholic.
- 1.7 Children of a baptised Catholic parent(s) who live within one of the parishes named above.\*
- 1.8 Children who are not Baptised Catholic, with a sibling attending the school at the time of admission.
- 1.9 Children of another Christian denomination, who live within one of the parishes named above.\*
- 1.10 Children of another Faith, who live within one of the parishes named above.\*
- 1.11 Other children who live within the parishes named above.
- 1.12 Other children who live outside the parishes named above.

**\* In order to be considered within criteria 1.1, 1.2, 1.3, 1.4, 1.5, 1.7, 1.9, and 1.10 a copy of a Certificate of Baptism or a letter from an appropriate religious leader must be provided.**

Priority within each criterion will be given in order:

- i) to children with a sibling within the same intake year group (for example twins or triplets)
- ii) to those living closest to the school.

## St Francis Catholic Primary

St Francis School was established to serve the parishes of St Francis, Nailsea and The Immaculate Conception, Clevedon. A map of the parishes is available at the school.

- 1.1 Baptised Catholic Children in Care.\*
- 1.2 Baptised Catholics who live in one of the parishes named above, with a brother or sister attending the school at the time of admission.\*
- 1.3 Baptised Catholics who live in one the parishes named above.\*
- 1.4 Baptised Catholics who live outside the parishes named above and who have a brother or sister attending the school at the time of admission.\*
- 1.5 Baptised Catholics who live outside the parishes named above.\*
- 1.6 Children in Care who are not baptised Catholic with a brother or sister attending the school at the time of admission.
- 1.7 Children in Care who are not baptised Catholic.
- 1.8 Children of a Catholic parent(s) who live within one of the parishes named above with a brother or sister attending the school at the time of admission.\*
- 1.9 Children of a Catholic parent(s) who live within one of the parishes named above.\*
- 1.10 Children of another Christian denomination who live within one of the parishes named above, with a brother or sister attending the school at the time of admission.\*
- 1.11 Children with a brother or sister attending the school at the time of admission.

1.12 Children of another Christian denomination who live within one of the parishes named above.\*

1.13 Other children.

**\* In order to be considered within criteria 1.1 1.2, 1.3, 1.4, 1.5, 1.10, and 1.12 a copy of a Certificate of Baptism or, where not available, a letter from an appropriate church/religious leader must be provided. For 1.8 and 1.9 a copy of a Certificate of Baptism must be provided.**

All applications will be ranked in accordance with the above criteria and priority within each criterion will be given to those living closest to the school.

### **St Georges VA Church Primary**

5.1. Children in Care.

5.2. Children with a brother or sister who will be attending the school at the time of admission.

5.3. Children living within the civil parish of St. Georges. A map is available in the school and on the school website [www.stgeorgesschool.ik.org](http://www.stgeorgesschool.ik.org)

5.4. Children who regularly attend a church or place of Christian worship.

**To be considered as a regular attender under this criterion completion of a Supplementary Information Form (available from the school or at the end of this guide) by yourself and a minister, vicar or priest is required which indicates that the child currently worships at a Christian Church or place of Christian worship regularly i.e. the form confirms attendance at services at least twice a month on average for a period of not less than the previous six months.**

5.5. Children with a brother or sister within the same intake year group (for example twins or triplets) where St Georges is the school nearest to their home address.

5.6. Children living closest to the school. Priority within each criterion will be given to those living closest to the school.

### **St John the Evangelist C of E Primary**

1. Children in Care.

2. Children with a sibling who will be attending the school at the time of admission.

3. Children with a parent who regularly attends St. John the Evangelist Church or the Church in the School.\*

4. Children with a parent who regularly attends a church or place of Christian worship which is a full member of Churches Together in Clevedon and/or Churches Together in England and/or Evangelical Alliance.\*

5. Children with a parent who regularly attends a place of worship of another faith.\*

6. Children who live within the ecclesiastical parish boundaries of St. John's, Clevedon. A map is available at the school and on the school website [www.st-johnevangelist.n-somerset.sch.uk](http://www.st-johnevangelist.n-somerset.sch.uk).

7. Children with a sibling within the same intake year group (for example twins or triplets) where St John the Evangelist is the school nearest to the home address.

8. Children living closest to the school.

**\* For criteria 3, 4 and 5 it will be essential for you to obtain a reference letter from your parish Priest/Minister/Religious Leader to confirm your regular attendance at your place of worship. When applicable, references should be provided for criteria 1 and 2. The Governing Body expect regular attendance to be at least twice a month for a period of not less than the previous six months. The letter of reference must confirm this.**

Priority within criteria 1 or 2 will be given by applying the remaining criteria in order of priority. Therefore when applicable, a reference for criteria 3, 4 or 5 should be provided. For criteria 3 to 7 priority within each criterion will be determined by applying criterion 8.

## St Joseph's Catholic Primary

The parish of St Joseph's includes Portishead, Pill, Portbury, Easton-in-Gordano and surrounding villages. A map is available at the school and on the school website

[www.stjoportishead.il.org/documents/all.ikml](http://www.stjoportishead.il.org/documents/all.ikml)

1. Children in Care who are baptised Catholics.\*
2. Baptised Catholic children from within the parish of St Joseph\* (priority in the following order):
  - i) Children who regularly attend St Joseph's Church
  - ii) Children who regularly attend another Catholic Church
  - iii) Others

Precedence in each subcategory will be given to those with a brother or sister at the school at the time of admission.

3. Baptised Catholic children from outside the parish with a brother or sister at the school at the time of admission \* (priority in the following order):

- i) Children who regularly attend a Catholic Church
  - ii) Others
4. Baptised Catholic children unable to obtain a place at another Catholic school (this does not apply to the first round of applications):\* (priority in the following order):
    - i) Children who regularly attend a Catholic Church
    - ii) Others
  5. Children in Care who are not baptised Catholics.
  6. Non-Catholic children with a brother or sister at the School (priority in the following order):
    - i) Other Christian children who regularly attend a Christian Church within the parish of St Joseph\*



- ii) Other Christian children who regularly attend another Christian Church\*
  - iii) Other Christian Children\*
  - iv) Others
7. Baptised Catholic children who live outside the parish of St Joseph\* (priority in the following order):
- i) Children who regularly attend a Catholic Church
  - ii) Others
8. Other Christian children who live within the parish of St Joseph\* (priority in the following order):
- i) Children who regularly attend a Christian Church within the parish of St Joseph
  - ii) Children who regularly attend another Christian Church
  - iii) Others
9. Other children who live within the parish of St Joseph.
10. Children who do not fall into any of the criteria given above.
- (a) Precedence will be given to those with a brother or sister at the school in all categories.
  - (b) In criterion 10 precedence will be given to those living nearest to the school.
  - (c) If there are still no differences between candidates, precedence will be determined by drawing lots.

**\* Under some of the above criteria to be considered as Catholic or Other Christian a Certificate of Baptism or Dedication or a supporting letter is required. To also be considered as 'regularly attending' a Church you must also provide a completed 'Regular Attendance Supplementary Form' (a copy is available from the school and at the end of this guide). You should read the full policy for details of what evidence is required. The supplementary form and the full policy are available from the school.**

### **St. Mark's C of E/ Methodist Ecumenical Primary**

- a) Children in Care
- b) Brothers and sisters of a pupil on the school roll at the time of admission who have a supporting letter from a Church, meeting either criteria in 4, 5, or 6 in that priority order.\*
- c) Brothers and sisters of a pupil on the school roll at time of admission.
- d) Children who are, or children whose parent(s)/primary carer(s) is/are, a practising member(s) of either St. Mark's Church, St. Mark's Road, Weston- super-Mare, St. Martin's Church, Church Road, Worle or Mead Vale Church, Mead Vale Community Centre, c/o 6 Gannet Road, Worle.\*
- e) Children who are, or children whose parent(s)/primary carer(s) is/are, a practising member of an Anglican or Methodist Church (not included in d).\*
- f) Children who are, or children whose parent(s)/primary carer(s) is/are, a practising member(s) of a Christian Church which is a full member of Churches Together in Weston-super-Mare District and/or Churches Together in England.\*
- g) Children with a sibling within the same year group (for example twins, triplets) where St Mark's is the school nearest to the home address.
- h) Children living closest to the school.

Priority within each criterion will be determined by applying criterion h).

**\* For criteria b, d, e and f it is essential that the wording on the reference form (available from the school and at the end of this guide), is used by the Minister, Vicar, Priest or Church Leader of equivalent status. In order to fulfil the requirements of the church criteria, the child and/or their parent(s)/primary carer(s) would need to attend church at least twice a month for a period of not less than the previous six months. The reference must confirm this.**

## St Mary's C of E Primary

1. Children in Care
2. Children with a brother or sister who will be attending the school at the time of admission.
3. Children who live within the ecclesiastical parish boundaries of St Mary's, Portbury (a map showing this boundary is available at the school).
4. Children who or children with parent(s) who regularly attends a Church of England church.\*
5. Children who or children with parent(s) who regularly attends a church or place of Christian Worship.\*
6. Children with a brother or sister within the same year group (for example twins or triplets) where St Mary's is the school nearest to the home address.
7. Children living closest to the school.

**\* For criteria 4 and 5 it will be essential for you to obtain a reference from your parish Priest/Minister/Religious Leader to confirm your regular attendance at your place of worship. When applicable, references should be provided for criteria 1 and 2. The Governing Body expect regular attendance to be at least once a month over the previous year. The reference must confirm this.**

Priority within criteria 1 and 2 will be given by applying the remaining criteria in order of priority. Therefore when applicable, a reference meeting either criteria 4 and 5 should also be provided.



For criteria 3 to 6 priority within each criterion will be determined by applying criterion 7.

## Tickenham C of E Primary

1. Children in Care.
2. Children living within the Church Parish of Tickenham (St Quiricus and St Julietta). A map of the parish is available at the school and on the school website [www.tickenhamprimary.co.uk](http://www.tickenhamprimary.co.uk) Priority will be given to those closest to the school.
3. Children with a brother or sister at the school at the time of their admission.
4. Children who themselves, or whose parent(s) regularly attend Tickenham (St Quiricus and St Julietta) Parish Church i.e. they attend at least twice a month for at least 6 months.\*
5. Children who themselves, or whose parent(s) regularly attend another church i.e. they attend at least twice a month for at least 6 months.\*
6. Children with a brother or sister within the same intake year group (for example twins, triplets) where Tickenham C of E Primary School is the school nearest to the home address.
7. Children outside the Church Parish of Tickenham (St Quiricus and St Julietta) living closest to the school.

**\* For criteria 4 and 5 a Supplementary Information Form (available from the school and at the end of this guide) must be completed to support the application.**

For criteria 2–7 priority will be given to those closest to the school.

## Trinity Anglican Methodist Primary

1. Children in Care.
2. Children with a brother or sister who will be attending the school at the time of admission and live within the area known as 'The Village Quarter'.
3. Children living within 'The Village Quarter'.
4. Children with a brother or sister who will be attending the school at the time of admission.

5. Children with a brother or sister (for example twins or triplets) within the same year group where Trinity is the nearest school.
6. Children living outside 'The Village Quarter' living closest to the school.

For Criteria 2, 3 and 6 The Village Quarter for school admission purposes is defined as the area West of the Portishead/Portbury Ecclesiastical Parish Boundary, North of the disused railway line, up to the Severn Estuary, and East of Newfoundland Way. A map of the area is available at Trinity Anglican Methodist Primary School and on the school's website [www.trinityschool.n-somerset.sch.uk](http://www.trinityschool.n-somerset.sch.uk)

Applicants should inspect it to determine if they live within this area.

Priority within each criterion will be given to those living closest to the school.

### **Worlebury St Paul's C of E Primary**

- a. Children in Care.
- b. Children with a brother or sister attending the school at the time of admission.
- c. Children who worship or children with parent(s) who worship, regularly at St Paul's Church, Kewstoke or St Peter's Church, Milton.\*
- d. Children who worship or children with parent(s) who worship regularly at, in order: \*
  - i another Anglican church
  - ii another Christian church
- e. Children with a sibling within the same intake year group (for example twins, triplets) where Worlebury St Paul's is the nearest school to the home address.
- f. Children living closest to the school.

\* Under criteria c, and d, it is essential that you and your Vicar, Religious Leader or Church Official complete a Supplementary Information Form (SIF) that is available from the school and at the end of this guide. The Governing Body expect regular worship to be at least twice a month for a period of not less than six months – the SIF must confirm this.

### **Wraxall C of E Primary**

- a. Children in Care.
- b. Children whose older brother or sister will be in attendance at the time of admission, who have a Supplementary Information Form (SIF), meeting criteria 4 or 6 in that priority order.
- c. Children with a brother or sister who will be in attendance at the time of admission.
- d. Children with a parent who is a regular attender at All Saints, Wraxall or St. Bartholomew's, Failand (the two churches within the ecclesiastical parish of Wraxall and Failand).\*
- e. Children who live within the parish boundaries of All Saints, Wraxall or St. Bartholomew's, Failand. A map is available for inspection at the school or on the school website [www.wraxallprimaryschool.co.uk](http://www.wraxallprimaryschool.co.uk)
- f. Children with a parent who is a regular attender at another Christian church or place of worship\*
- g. Children with a parent who is from another faith who is a regular attender at their place of worship.\*
- h. Children with a brother or sister within the same year group (for example twins or triplets) where Wraxall is the school nearest to the home address.
- i. Children living closest to the school.

Priority within each criterion will be determined by applying, in order, the remaining criteria.

\* For criteria (d, and f) it will be essential to obtain a Supplementary Information Form (that is available from the school and at the end of this guide) from the parish priest/minister/religious leader to confirm regular attendance at the relevant place of worship. The governing body would expect regular attendance to be at least twice a month for not fewer than 6 months, and the SIF must specifically identify that this frequency of attendance has been achieved.

## Appeal arrangements

If you are not offered a place for your child at your preferred school and do not wish to accept the place offered at another school, you have the right to appeal to an independent Appeal Panel. The rules are the same for applications for community, voluntary controlled and voluntary aided schools. You may appeal for more than one school if you wish.

If your application for a place at your preferred school is refused, you will be sent full details of the appeals procedure at that time. Alternatively, further information is available from the School Admissions and Transport Team. Further guidance is also available from [www.n-somerset.gov.uk/admissions](http://www.n-somerset.gov.uk/admissions)

It is a legal requirement that infant classes do not exceed the ratio of 30 children to one teacher. This is known as “infant class size”. If, by admitting an additional child the school would have to take measures to comply with its duty to limit infant class sizes, (this is known as “qualifying measures”) then the grounds for an appeal are limited. The admission authority may argue that to admit your child would require them to employ an additional teacher and/or build an additional classroom either in this year or in future years.

In this type of appeal the panel is only able to look at two things:

- Firstly, whether the admission authority kept to its own published rules. If the admission authority broke its own rules, either deliberately or by mistake, then your appeal may succeed, but only if your child would have been allocated a place if the rules had been properly applied.
- Secondly, whether the admission authority acted unreasonably. The law defines “unreasonable” very carefully. In considering the reasonableness of the admission authority’s decision, the panel must determine whether it would be perverse or illogical to refuse to admit the particular child. It should take into consideration: the reasons for the published admission arrangements and the parent’s preference; the circumstances of the

particular child and family; and the practical consequences for both the school and other children competing for places in the relevant infant class or classes if the child were to be admitted.

Different rules apply if the reason for refusing the application was not because of the legal requirement to limit infant class sizes to 30 pupils. These type of appeal hearings have two stages:

- Firstly, a factual stage. The Appeal Panel considers the case put by the admission authority explaining why it did not offer you a place for your child at the school you requested. The panel decides whether there was a good reason for turning down the application. The phrase used is “whether the admission would be prejudicial to efficient education or efficient use of resources”. The panel will also need to consider whether the oversubscription criteria were correctly applied to your child. If your appeal is not upheld at this stage, the panel will then move to the next stage.
- Secondly, a balancing stage where the panel exercises its discretion balancing between the degree of prejudice and weight of parental factors before arriving at a decision. The panel considers all the reasons why you preferred the school (or did not like the offered school if applicable) and what special factors you consider justify your child getting in, in spite of the good reasons for turning your application down. The panel then makes a “balancing judgement” and decides whether the benefits of your child going to the school outweigh the adverse effects on the school and the other children of having one more pupil in the year group.

If the Appeal Panel decides your case is stronger, it will uphold your appeal and the admission authority is under a duty to admit your child to the school and must offer your child a place at the school. Parents can appeal both against the decision not to offer a place at their preferred school and against the allocation of a place at another school.

If a parent of a child with a Statement of Special Educational Needs wishes to appeal against a school named in the Statement, the appeal will be taken to the Special Needs and Disability Tribunal and not the local admission appeal panel.

The School Admissions Appeals Code of Practice provides that an appeal hearing should be held within a reasonable time. For appeals made in the normal admission round they must be heard within 30 school days of the specified closing date for the receipt of appeals. Should parents be unsuccessful in obtaining a place for their child at a school of their preference, they will be notified of the closing date for appeals for that school.

Parents wishing to exercise their right to appeal will be asked to submit their appeal as soon as possible to enable hearings to be scheduled within this period. All appeals received by the deadline should be heard before the end of the term preceding entry.

### **Further appeals**

The Authority would not normally consider repeat appeals in the same academic year unless there has been a significant and material change of circumstances relevant to the application.

### **Home to School Transport**

The Council will normally provide free transport between home and school if the school attended is the nearest appropriate one, as determined by the Council, and one or more of the following criteria are met:

- a) the distance between home and that school, when measured by the shortest available walking route, is two miles or further for children attending primary school. This distance is referred to in the following paragraphs as the "statutory walking distance".
- b) the nature of the route, or alternative walking routes the pupil could reasonably be expected to take to the nearest appropriate school is deemed by the authority to be

exceptionally hazardous. This tends to apply in areas where school children, accompanied as necessary, would be faced with negotiating narrow, winding lanes with no pedestrian provision or refuges from traffic.

- c) the child has a Statement of Special Educational Needs which specifically identifies that transport must be provided, having regard to their particular disabilities and normally with reference to the statutory walking distance. Passenger Assistants are normally provided only for those children who require continual care and supervision, i.e. those with severe disabilities and, occasionally, for a child with severe behavioural, social or communication difficulties.

In the context of home to school transport the term 'appropriate school' refers to a school's ability to provide the National Curriculum to a child of the appropriate age, or to meet any formally identified Special Educational Needs. The home address in relation to entitlement to transport is the place where the child spends the majority of their time with a person who has parental responsibility and/or is the main carer as defined in the Children Act 1989. In normal circumstances this is the address, as used in the School Admissions process. The Authority is not responsible for providing transport to childcare facilities, after school appointments or activities, work experience placements or locations other than at home.

### **Type of Transport**

Where children qualify for transport between home and school, the Council will determine the type and nature of the transport to be provided.

The cost to the Council of making suitable transport arrangements must not be unreasonable, and the Council will look to utilise existing transport arrangements including public bus and rail services where practicable. It is not usually possible for parents to travel with their children on any contracted home to school transport services.

We will always attempt to provide access to our services at a stopping place within one mile of a child's home via a safe walking route. Pupils with physical disabilities or in unsafe locations may be offered a home pickup if appropriate. We aim where possible to operate to a maximum journey time of 45 minutes within Weston-super-Mare and 60 minutes on rural routes.

The Council is committed to the promotion of sustainable transport and will supply information and guidance to parents to enable them to make informed choices about their means of getting to school. Many schools also have a School Travel Plan and can advise on safe ways of accessing school on foot or by cycle.

### **Parental Preference**

Where pupils attend, as a result of parental preference, a school other than the nearest appropriate one as determined by the Council, parents must accept full responsibility for the cost and arrangement of their child's daily travel to and from school.

### **Vacant Seats Payment Scheme**

Pupils who are not entitled to transport under the Council's policies may be able to take up a vacant seat on a contracted vehicle operating on behalf of the Authority, if one is available, on payment of a termly charge determined by the Authority. Where pupils are entitled to Free School Meals or parents are in receipt of benefits which would otherwise qualify them for Free School Meals as listed on page 33, no charge is made. It is important to note that vacant seats are awarded on a first-come first-served basis, and may not always be available. A vacant seat can be withdrawn at two weeks notice if:

- i. the seat is required for an entitled pupil;
- or:
- ii. on reviewing the requirement for transport the Authority discontinues the service or reduces the capacity of the vehicle.

The current charge per term (and there are six terms per year) is £68.25 for the first child within the family and £56.70 for second and subsequent children. The charges are not fixed and are subject to change.

Parents are requested to pay the charge one term in advance, and a discount is offered for full annual payment in advance. Permission to travel will be withdrawn, and future applications to travel may not be considered should parents fail to pay the prescribed charge on request.

As all entitled pupils must be accommodated before vacant seats are made available, applications to travel for September 2012 will not open until 1 July 2012. Seats will not be offered until parents have confirmed a school place is available for their child. Please contact the School Admissions and Transport team for further details of the scheme, and the appropriate application form.

### **Discretionary Transport on Medical Grounds**

Special daily home to school transport may be provided on medical grounds on the advice of a Health Authority, to enable pupils to attend their nearest appropriate school even though they may live within the statutory walking distance from the school. Transport may also be available where parents are disabled and unable to accompany younger children who would normally walk to school. You will be asked to provide further information if you believe this provision applies to your child.

### **Behaviour on School Transport**

The Authority recognises that poor behaviour on school transport can deter others from using the service, and can endanger the safety of other passengers and road users. The Authority works closely with schools to address incidents of unacceptable behaviour, and in addition to any action taken by schools may consider either temporary or permanent exclusion of pupils from school transport should they demonstrate a consistent inability to behave appropriately. All pupils using home to school transport services will be sent a copy of the Authority's code of conduct for passengers and parents.

## General considerations

Parents should ensure that they understand the current policy as it affects their child before making any decision on school preferences that is based on an assumption that the Authority will provide or help with transport.

## Transport Appeals

Appeals against a refusal to provide transport or requests to consider provision of school transport outside the circumstances outlined above should be submitted in writing to the School Admissions and Transport Manager.

---

## General information

### Free School Meals

Parents in receipt of one or more of the following support payments are eligible for free school meals:

- Job Seekers Allowance (income based)
- Income Support
- Child Tax Credit provided your annual income as assessed by Her Majesty's Revenue and Customs that does not exceed £16,190 (but please note that if you also receive Working Tax Credit you would not be entitled to Free School Meals)
- Support provided under Part IV of the Immigration and Asylum Act 1999
- Guarantee element of State Pension Credit.

The School Admissions and Transport Team can offer advice on applications for free school meals.

You can call between 8.45a.m. to 5.00p.m. Monday to Thursday 8.45a.m. to 4.30p.m. on Friday. Tel: 01275 884 078/888 328.

Alternatively you can apply directly to your child's school or download a form from our website. For further information on the school meals service please call 01275 888 319.

## Absence from School

As parents, you will want your child to do well at school, and achieve the five outcomes that we want for all our children of:

- Being Healthy
- Staying Safe
- Enjoying and Achieving
- Making a positive contribution
- Achieving economic well being

(Every Child Matters, Dept. for Children, Schools and Families, 2004)

The way for your child to do this is by attending school every day.

If your child does have to be absent from school for any reason, it is your responsibility to let the school know. All schools follow up any unexplained absences. If your child has continuing absences, then the school may refer him/her to an Education Welfare Officer, in order to address any serious problems and support you in improving your child's attendance. Academies may have their own arrangements to follow up attendance concerns.

North Somerset's policy is for Head Teachers not to authorise holiday absence in term time unless there are very exceptional circumstances. If the Head Teacher does not authorise the holiday then you may be liable for a fine.



**Please remember If you live outside North Somerset, you must make your application to your home Council only.**

## Useful contacts

### North Somerset School Admissions and Transport Team

Children and Young People's Services  
Town Hall, Walliscote Grove Road  
Weston-super-Mare BS23 1UJ  
Tel: 01275 884 078 Fax: 01275 884 168  
email: [cyps.schooladmissionsandtransport@n-somerset.gov.uk](mailto:cyps.schooladmissionsandtransport@n-somerset.gov.uk)

### North Somerset Family Information Service

Children and Young People's Services  
Town Hall, Walliscote Grove Road  
Weston-super-Mare BS23 1UJ  
Tel: 01934 426 300  
email: [fis@n-somerset.gov.uk](mailto:fis@n-somerset.gov.uk)  
[www.n-somersetcsd.org.uk](http://www.n-somersetcsd.org.uk)

### North Somerset Educational Psychology Service

Children and Young People's Services,  
Town Hall, Walliscote Grove Road,  
Weston-super-Mare BS23 1UJ  
Tel: 01934 634 854  
email: [cyps.psychology@n-somerset.gov.uk](mailto:cyps.psychology@n-somerset.gov.uk)

### North Somerset Special Educational Needs Team

Children and Young People's Services,  
Town Hall, Walliscote Grove Road,  
Weston-super-Mare BS23 1UJ  
Tel: 01275 888 294  
email: [cyps.specialneeds@n-somerset.gov.uk](mailto:cyps.specialneeds@n-somerset.gov.uk)

### Avon Consortium Travellers Education Service

Charborough Road, Filton, Bristol BS34 7RA  
Tel: 01454 862 620/1 Fax: 01454 862 619  
email: [lynda.howells@southglos.gov.uk](mailto:lynda.howells@southglos.gov.uk)

### Bath and North East Somerset Council, Admissions and Transport Unit,

PO BOX 25, Riverside, Temple Street,  
Keynsham, Bristol BS31 1DN  
Tel 01225 394 312, Fax 01225 394 296,  
email: [admissions\\_transport@bathnes.gov.uk](mailto:admissions_transport@bathnes.gov.uk)

### Bristol City Council

School Admissions,  
PO Box 57, Bristol, BS99 7EB  
Tel 0117 9037 694  
Fax 0117 9037 710  
email: [school.admissions@bristol.gov.uk](mailto:school.admissions@bristol.gov.uk)

### Somerset County Council

Somerset Direct, Children and Young People's  
Directorate, County Hall,  
Taunton, Somerset TA1 4DY  
Tel 0845 345 9122  
email: [schooladmissions@somerset.gov.uk](mailto:schooladmissions@somerset.gov.uk)

### Supportive Parents

3rd Floor, Royal Oak House, Royal Oak Avenue,  
Bristol, BS1 4GB

A parent led organisation providing information and support to parents of children with any kind of special educational needs

Tel: 01179 897 725 Fax: 01179 897 724  
[www.supportiveparents.org.uk](http://www.supportiveparents.org.uk)

### A.C.E.

The Advisory Centre for Education provides free, independent advice on the admissions process and a range of education issues including bullying, exclusion, SEN and attendance. For advice enquirers should text the phrase askACE to 68808 and follow instructions, or call 0808 800 5793

Monday – Friday, 10am – 5pm.

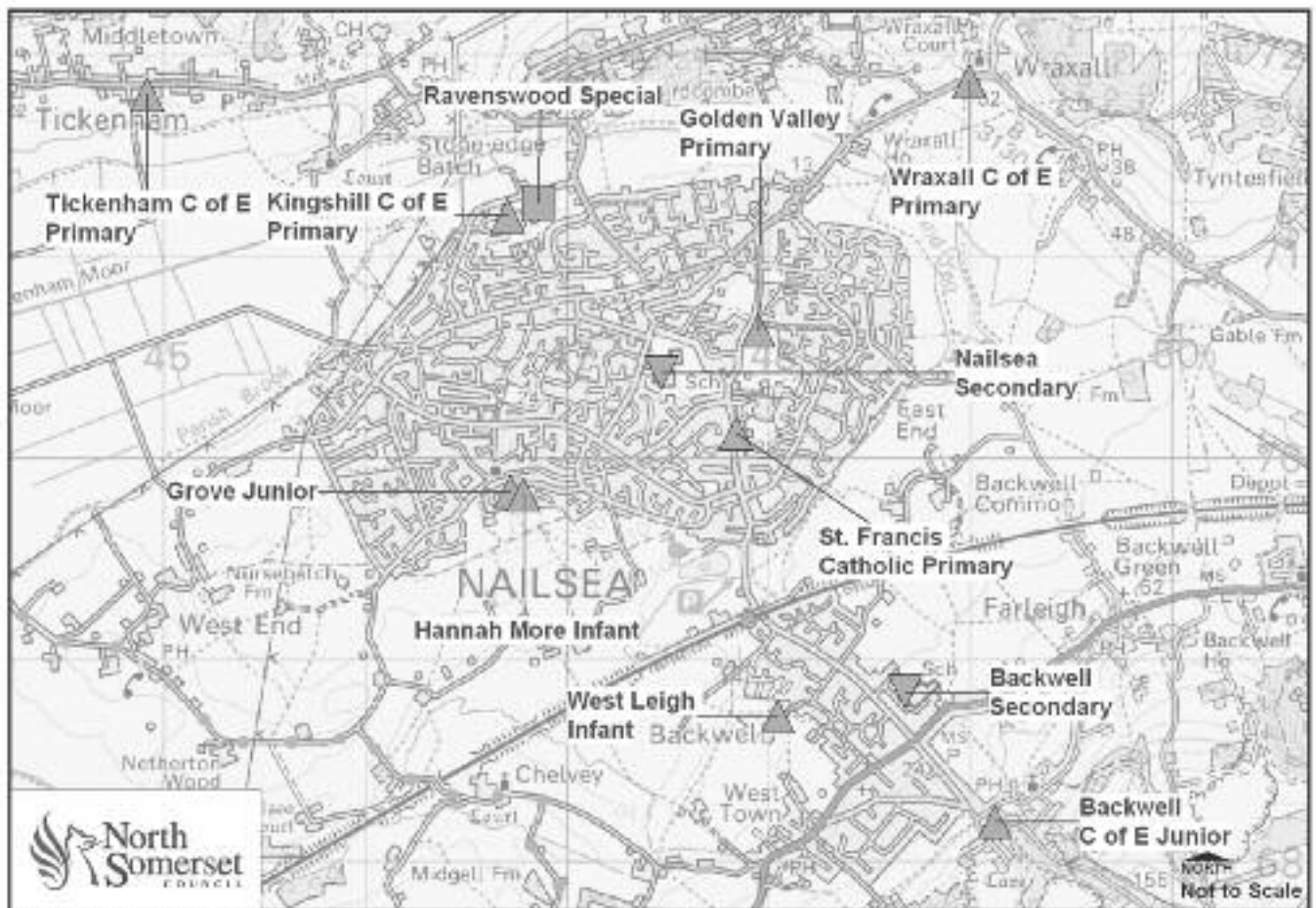
For further information visit [www.aceed.org.uk](http://www.aceed.org.uk)

**Please remember If you live outside North Somerset, you must make your application to your home Council only.**



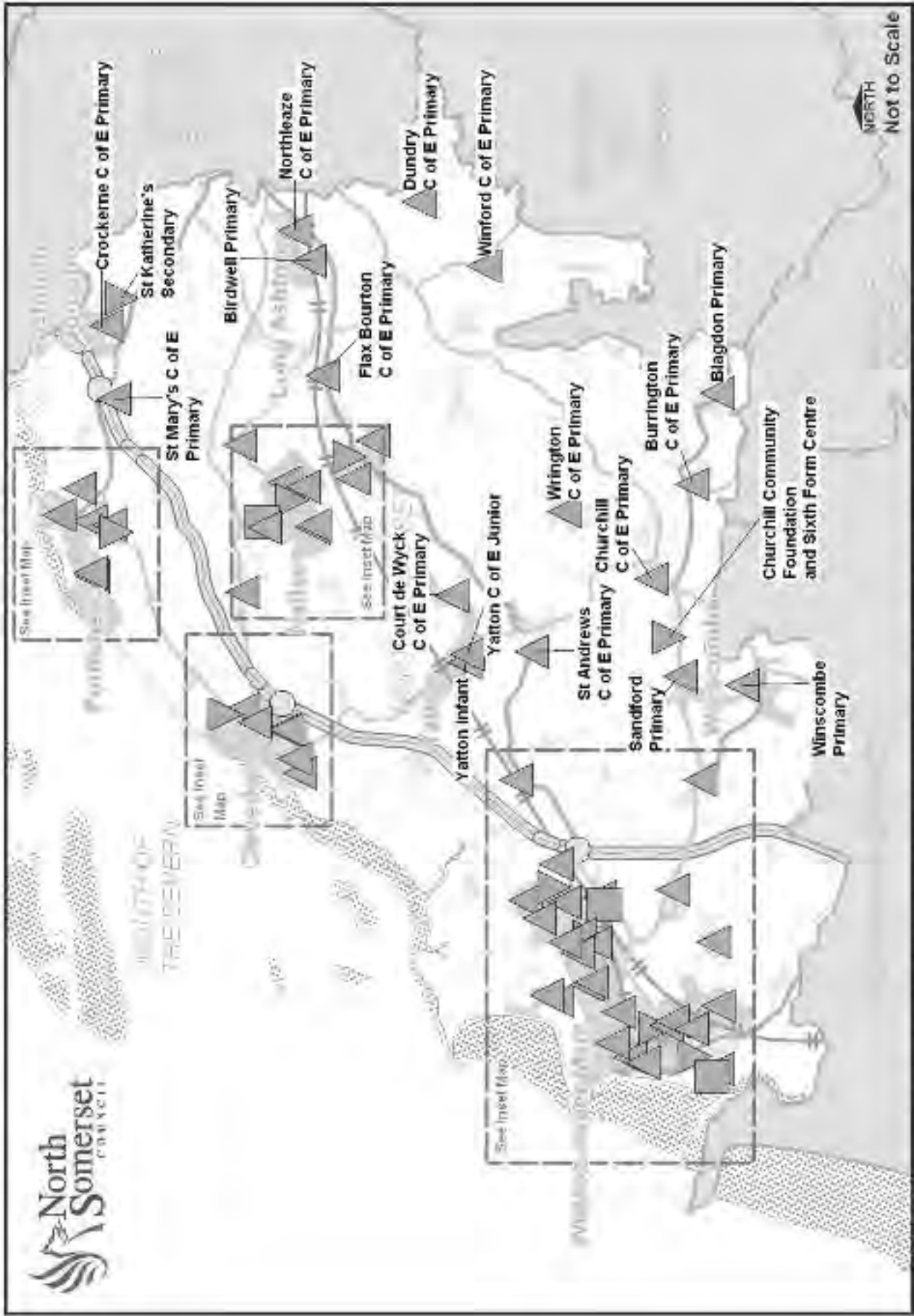
# Maps

These maps are intended as a guide only and not intended to show exact locations.



Based upon the Ordnance Survey mapping with the permission of the Controller of Her Majesty's Stationery Office (c) Crown Copyright. Unauthorised reproduction infringes Crown Copyright and may lead to prosecution or civil proceedings. (North Somerset Council, 100023397, 2007)

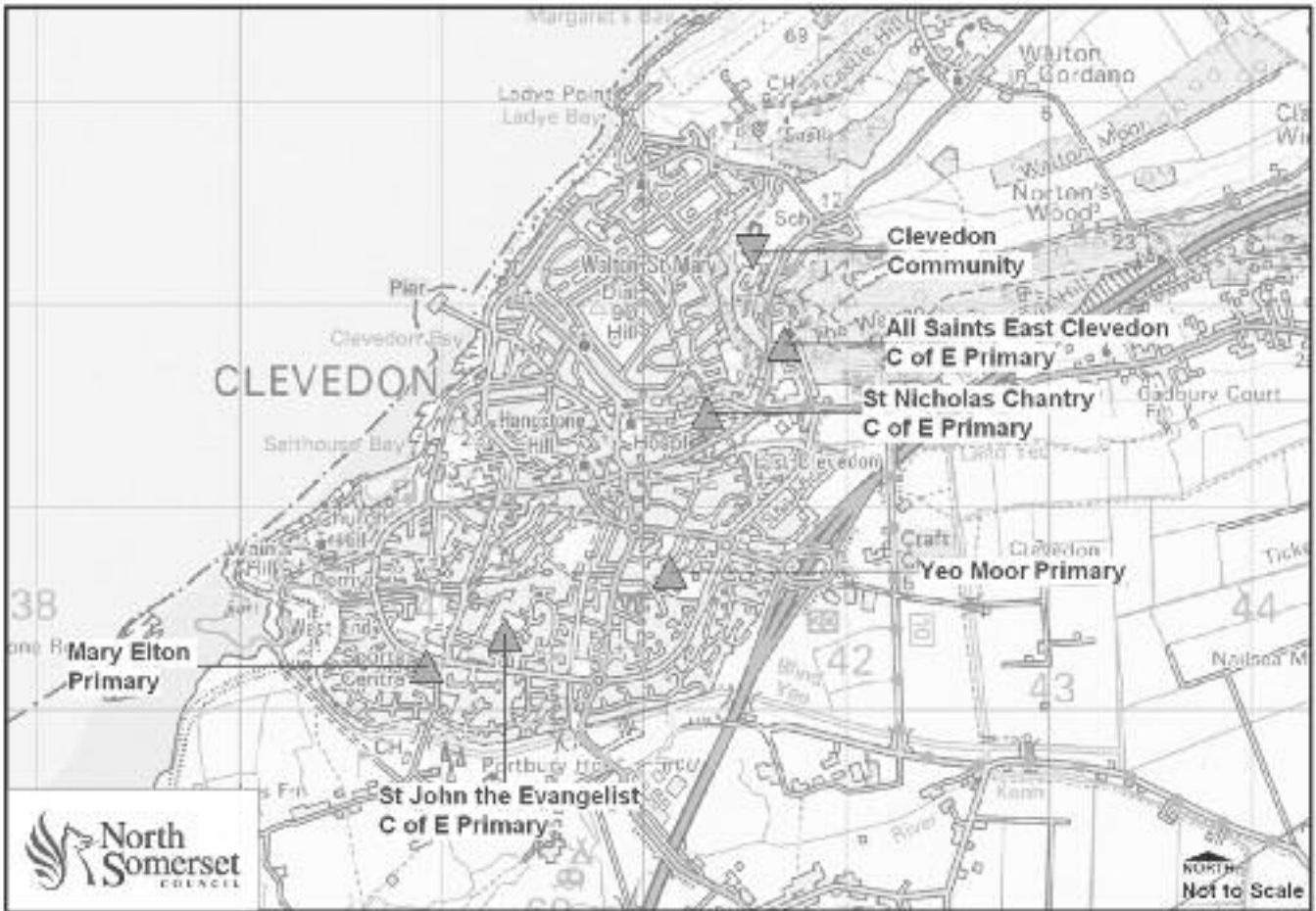
Use of this data is subject to terms and conditions



Based upon the Ordnance Survey mapping with the permission of the Controller of Her Majesty's Stationery Office (c) Crown Copyright. Unauthorised reproduction infringes Crown Copyright and may lead to prosecution or civil proceedings. (North Somerset Council 100023397, 2007)

[Use of this data is subject to terms and conditions](#)





Based upon the Ordnance Survey mapping with the permission of the Controller of Her Majesty's Stationary Office (c) Crown Copyright. Unauthorised reproduction infringes Crown Copyright and may lead to prosecution or civil proceedings. (North Somerset Council, 150023397, 2007)

[Use of this data is subject to terms and conditions](#)



Based upon the Ordnance Survey mapping with the permission of the Controller of Her Majesty's Stationary Office (c) Crown Copyright. Unauthorised reproduction infringes Crown Copyright and may lead to prosecution or civil proceedings. (North Somerset Council, 150023397, 2007)

[Use of this data is subject to terms and conditions](#)

# Schools Index

(All figures in brackets are for September 2010–11 admissions)

School Name Address Tel/Fax/email/website Head Teacher/Principal	Status Age Range	Number on roll January 2011	Admission Number 2012–13	On-time first preferences for 2011–12	On-time first, second and third preferences for 2011–12	No. of preference places offered in first round of allocations for 2011–12	No. of 2011–12 places offered under each 2010–11 criterion. See page 48 for explanation	No. of appeals heard for 2011–12 as at 12 August 2011	No. of successful appeals for 2011–12 as at 12 August 2011
<b>All Saints, East Clevedon C of E Primary</b> All Saints Lane, Clevedon BS21 6AU Tel: 01275 874 169 Fax: 01275 794 483 email: allsaints_pri@n-somerset.gov.uk website: www.allsaintsclevedon.org.uk Mr Stephen Webber	Voluntary Controlled 4 – 11	107	17	12 (12) 44 (42)	17 (16)	7 with sibling links 10 living closest	0 0	0 0	
<b>Ashcombe Primary</b> Earlham Grove, Weston-super-Mare BS23 3JW Tel: 01934 620 141 Fax: 01934 612 453 email: ashcombe_pri@n-somerset.gov.uk website: www.ashcombprimary.co.uk Mr Peter Turner	Community 4 – 11	418	60	69 (75) 127 (129)	60 (60)	22 with sibling links 38 living closest	0 3	0 0	
<b>Banwell Primary</b> West Street, Banwell, Weston-super-Mare BS29 6DB Tel: 01934 822 498 Fax: 01934 825 020 email: banwell_pri@n-somerset.gov.uk website: www.banwellprimary.co.uk Mr Harry Cadwallader	Community 4 – 11	200	30	17 (25) 27 (37)	17 (26)	4 with sibling links pre Sept 08 3 with sibling links for nearest school 5 nearest school 4 sibling links not nearest school 1 living closest	0 0	0 0	
<b>Becket Primary</b> Tavistock Road, Worle, Weston-super-Mare BS22 6DH Tel: 01934 516 052 Fax: 01934 517 412 email: becket_pri@n-somerset.gov.uk website: www.becketprimary.uk.org Mr John Clark	Community 4 – 11	203	30	23 (19) 34 (37)	25 (20)	11 with sibling links 14 living closest	0 1	0 0	
<b>Birdwell Primary</b> Hollis Close, Long Ashton, Bristol BS41 9AZ Tel: 01275 392 496 Fax: 01275 394 855 email: birdwell_pri@n-somerset.gov.uk website: www.birdwellschool.uk.org Mr Paul Sainsbury	Community 4 – 11	196	45	41 (33) 75 (67)	45 (43)	1 children in care 3 with sibling links pre Sept 08 11 with sibling links for nearest school 30 nearest school	0 0	0 0	
<b>Blagdon Primary</b> Bath Road, Blagdon, Bristol BS40 7RW Tel: 01761 462 416 Fax: 01761 462 416 email: blagdon_pri@n-somerset.gov.uk website: www.blagdon.n-somerset.sch.uk Mr Andy Rhys Jones	Community 4 – 11	91	17	16 (11) 19 (16)	16 (11)	1 Statement of Special Educational Needs 3 with sibling links pre Sept 08 1 with sibling links for nearest school 3 nearest school 5 sibling links not nearest school 3 living closest	0 0	0 0	
<b>Bournville Primary</b> Selworthy Road, Weston-super-Mare BS23 3ST Tel: 01934 427 130 Fax: 01934 427 138 email: bournville.primary@n-somerset.gov.uk website: www.bournville.org Mr Adam Matthews	Community 3 – 11	296	60	46 (30) 59 (43)	47 (31)	26 with sibling links 2 twins 19 living closest	0 0	0 0	

School Name Address Tel/Fax/email/website Head Teacher/Principal	Status Age Range	Number on roll January 2011	Admission Number 2012–13	On-time first preferences for 2011–12	No. of preference places offered in first round of allocations for 2011–12	No. of 2011–12 places offered under each 2010–11 criterion. See page 48 for explanation	No. of appeals heard for 2011–12 as at 12 August 2011	No. of successful appeals for 2011–12 as at 12 August 2011
				On-time first, second and third preferences for 2011–12			No. of appeals heard for 2010–11	No. of successful appeals for 2010–11
<b>Burrington C of E Primary</b> The Square, Burrington, Bristol BS40 7AD Tel: 01761 462 662 Fax: 01761 462 662 email: burrington.pri@n-somerset.gov.uk website: www.burringtonceva.ik.org Mrs Alison Waite	Voluntary Aided 4 – 11	80	15	12 (12) 23 (27)	12 (12)	6 living in defined area 5 with sibling links 1 living closest	0 0	0 0
<b>Castle Batch Primary</b> Rawlins Avenue, Wroble, Weston-super-Mare BS22 7FN Tel: 01934 514 552 Fax: 01934 522 907 email: castlebatch.pri@n-somerset.gov.uk website: www.castlebatch.n-somerset.sch.uk Mr Robin Strawbridge	Community 4 – 11	437	60	87 (70) 170 (140)	60 (60)	2 Statements of Special Educational Needs 34 with sibling links 24 living closest	7 1	0 0
<b>Christ Church C of E Primary</b> Baker Street, Weston-super-Mare BS23 3AF Tel: 01934 620 738 Fax: 01934 622 398 email: christchurch.pri@n-somerset.gov.uk website: www.christchurchprimaryschool.org Mr Clive Wilson	Voluntary Aided 4 – 11	203	30	33 (34) 68 (61)	30 (30)	10 with sibling links 2 twins 18 living closest	0 1	0 0
<b>Churchill C of E Primary</b> Pudding Pie Lane, Langford BS40 3EL Tel: 01934 852 446 Fax: 01934 852 706 email: churchill.pri@n-somerset.gov.uk website: www.churchill.pri.n-somerset.sch.uk Mrs Valerie Tighe	Voluntary Controlled 4 – 11	194	30	32 (18) 65 (55)	30 (18)	5 with sibling links pre Sept 08 8 with sibling links for nearest school 10 nearest school 2 sibling not nearest school 5 living closest school	0 0	0 0
<b>Corpus Christi Catholic Primary</b> Ellenborough Park South, Weston-super-Mare BS23 1XW Tel: 01934 621 919 Fax: 01934 621 590 email: corpuschristi.pri@n-somerset.gov.uk Mrs Rachel Barrett	Voluntary Aided 4 – 11	210	30	35 (29) 51 (45)	30 (30)	8 Catholics from specified parishes with sibling links 13 Catholics from specified parishes 3 other Christians 1 from another faith 5 from specified parishes living closest	1 (and 1 pending) 0	0 0
<b>Court de Wyck C of E Primary</b> Bishops Road, Claverham, Bristol BS49 4NF Tel: 01934 833 070 Fax: 01934 833 070 email: courtdewyck.pri@n-somerset.gov.uk website: www.courtdewyck.co.uk Mr Nick Riddiough	Voluntary Controlled 4 – 11	120	20	22 (15) 45 (43)	20 (15)	2 with siblings links pre Sept 08 3 with sibling links for nearest school 12 nearest school 3 siblings not nearest	2 0	0 0
<b>Crockerne C of E Primary</b> Westward Drive Pill, Bristol BS20 0JP Tel: 01275 372 659 Fax: 01275 371 391 email: crockerne.pri@n-somerset.gov.uk website: www.crockerne.co.uk Mrs Lara Furnidge/Mrs Geeta Verrell	Voluntary Controlled 3 – 11	249	45	39 (39) 47 (47)	40 (41)	3 with sibling links pre Sept 08 13 with sibling links post Sept 08 24 nearest school	0 3	0 3

School Name Address Tel/Fax/email/website Head Teacher/Principal	Status Age Range	Number on roll January 2011	Admission Number 2012–13	On-time first preferences for 2011–12	No. of preference places offered in first round of allocations for 2011–12	No. of 2011–12 places offered under each 2010–11 criterion. See page 48 for explanation	No. of appeals heard for 2011–12 as at 12 August 2011	No. of successful appeals for 2011–12 as at 12 August 2011
				On-time first, second and third preferences for 2011–12			No. of appeals heard for 2010–11	No. of successful appeals for 2010–11
<b>Dundry C of E Primary</b> 110 Dundry Lane, Dundry, Bristol, BS41 8JE Tel: 0117 964 7181 Fax: 01179 465 651 email: dundry.pri@n-somerset.gov.uk website: www.dundryprimary.org.uk Miss Rhiannon Price	Voluntary Controlled 4 – 11	61	15	14 (21) 21 (25)	15 (15)	3 with sibling links pre Sept 08 1 with sibling links for nearest school 2 nearest school 3 sibling links not nearest school 6 living closest	0 2	0 0
<b>Flax Bourton C of E Primary</b> Station Road, Flax Bourton BS48 1UA Tel: 01275 464 468 Fax: 01275 464 077 email: flaxbourton@n-somerset.gov.uk website: www.flaxbourton.ik.org Ms Jane Bennett and Mrs Lorraine Woolven	Voluntary Controlled 4 – 11	92	15	11 (19) 79 (71)	15 (15)	1 with sibling links for nearest school 8 nearest school 3 sibling not nearest school 3 living closest	0 0	0 0
<b>Golden Valley Primary</b> Nailsea Park, Nailsea, Bristol BS48 1BB Tel: 01275 853 077 Fax: 01275 857 379 email: goldenvalley@n-somerset.gov.uk website: www.goldenvalleyschool.co.uk Mr Kevin Lynch	Community 4 – 11	409	60	53 (52) 101 (112)	53 (52)	17 with sibling link 4 twins 32 living closest	0 0	0 0
<b>Hannah More Infant</b> Whiteoak Way, Nailsea, Bristol BS48 4YZ Tel: 01275 853 997 Fax: 01275 792 276 email: hannahmore.inf@n-somerset.gov.uk website: www.hannahmoreinfant.com Mrs Judith Church	Community 4 – 7	217	90	56 (66) 98 (124)	58 (66)	24 with sibling links 2 twins 32 living closest	0 0	0 0
<b>Heron's Moor Community Primary</b> Highlands Lane, Weston-super-Mare BS24 7DX Tel: 01934 427 373 Fax: 01934 427 462 email: heronsmoor.pri@n-somerset.gov.uk website: www.heronsmoor.n-somerset.sch.uk Mrs Julie Fox	Community 3 – 11	420	60	84 (58) 127 (102)	60 (60)	1 Statement of Special Educational Needs 30 with sibling links 29 living closest	6 2	0 0
<b>High Down Infant</b> Down Road, Portishead, Bristol BS20 6DY Tel: 01275 843 969 Fax: 01275 848 003 email: highdown.inf@n-somerset.gov.uk website: www.highdowninfants.ik.org Mrs Andreyra Cowan	Community 3 – 7	270	90	102 (80) 148 (119)	90 (84)	49 with sibling links 41 living closest	3 0	0 0
<b>Hillside First</b> Church Road, Worle, Weston-super-Mare BS22 9EJ Tel: 01934 512 200 Fax: 01934 512 200 email: hillside.firs@n-somerset.gov.uk website: www.hillside.n-somerset.sch.uk Mr David Amos (Acting)	Community 4 – 8	151	45	21 (28) 70 (73)	30 (35)	11 with sibling links 19 living closest	0 0	0 0

Please note: a consultation will be undertaken to change the school to a 210 place primary school with a 4–11 age range and an Admission Number of 30 for September 2012. See page 4.

School Name Address Tel/Fax/email/website Head Teacher/Principal	Status Age Range	Number on roll January 2011	Admission Number 2012–13	On-time first preferences for 2011–12	No. of preference places offered in first round of allocations for 2011–12	No. of 2011–12 places offered under each 2010–11 criterion. See page 48 for explanation	No. of appeals heard for 2011–12 as at 12 August 2011	No. of successful appeals for 2011–12 as at 12 August 2011
				On-time first, second and third preferences for 2011–12			No. of appeals heard for 2010–11	No. of successful appeals for 2010–11
<b>Hutton C of E Primary</b> Church Lane, Hutton, Weston-super-Mare BS24 9SN Tel: 01934 812 852 Fax: 01934 811 820 email: hutton_pri@n-somerset.gov.uk website: www.huttonceprimaryschool.co.uk Mrs Luci Amos	Voluntary Controlled 4 – 11	201	30	24 (27) 55 (63)	26 (30)	3 with sibling links pre Sept 08 5 with sibling links for nearest school 3 nearest school 8 sibling not nearest school 7 living closest	0 0	0 0
<b>Kewstoke Primary</b> Kewstoke Road, Weston-super-Mare BS22 9YF Tel: 01934 623 430 Fax: 01934 628 924 email: kewstoke_pri@n-somerset.gov.uk website: www.kewstokeschool.co.uk Mrs Lynne Yelland	Community 4 – 11	100	16	14 (4) 25 (18)	16 (6)	2 with sibling links pre Sept 08 2 with sibling links for nearest school 4 nearest school 2 sibling links not nearest school 6 living closest	0 0	0 0
<b>Kingshill C of E Primary</b> Pound Lane, Nailsea, Bristol BS48 2NP Tel: 01275 852 720 Fax: 01275 852 720 email: kingshill_pri@n-somerset.gov.uk website: www.kingshill.nsomerset.sch.uk Mr Nicholas Baykoo-Murray	Voluntary Controlled 4 – 11	189	30	15 (25) 30 (36)	15 (25)	11 with sibling links 4 living closest	0 0	0 0
<b>Locking Primary</b> Meadow Drive, Locking, Weston-super-Mare BS24 8BB Tel: 01934 822 867 Fax: 01934 824 255 email: locking_pri@n-somerset.gov.uk website: www.locking.nsomerset.sch.uk Mrs Joanne Jones	Community 4 – 11	285	45	38 (41) 67 (57)	44 (42)	8 with sibling links pre Sept 08 8 with sibling links for nearest school 12 nearest school 4 sibling not nearest 12 living closest	0 0	0 0
<b>Mary Elton Primary</b> Holland Road, Clevedon BS21 7SX Tel: 01275 876 432 Fax: 01275 343 756 email: maryelton_pri@n-somerset.gov.uk website: www.maryelton.nsomerset.sch.uk Mr Owen James	Community 4 – 11	404	60	63 (70) 110 (111)	60 (60)	1 children in care 22 with sibling links 37 living closest	0 0	0 0
<b>Mead Vale Primary</b> Kesirel Drive, Worle, Weston-super-Mare BS22 8RQ Tel: 01934 511 133 Fax: 01934 518 237 email: meadvale_pri@n-somerset.gov.uk website: www.meadvale.nsomerset.sch.uk Mr Jeffrey Bateson-Winn	Community 4 – 11	421	60	91 (76) 166 (144)	60 (60)	29 with sibling links 31 living closest	5 1	0 0

# Schools Index

(All figures in brackets are for September 2010-11 admissions)

School Name Address Tel/Fax/email/website Head Teacher/Principal	Status Age Range	Number on roll January 2011	Admission Number 2012-13	On-time first preferences for 2011-12	On-time first, second and third preferences for 2011-12	No. of preference places offered in first round of allocations for 2011-12	No. of 2011-12 places offered under each 2010-11 criterion. See page 48 for explanation	No. of appeals heard for 2011-12 as at 12 August 2011	No. of successful appeals for 2011-12 as at 12 August 2011
<b>Mendip Green First</b> Greenwood Road, Worle, Weston-super-Mare BS22 6EX Tel: 01934 513 791 Fax: 01934 522 152 email: mendipgreen.pri@n-somerset.gov.uk website: www.mendipgreen.co.uk Mr Bruce Dale	Community 4 - 8	452	120	86 (84) 168 (163)	104 (94)	1 Statement of Special Educational Needs 40 with sibling links 64 living closest	0 0	0 0	
<b>Please note: a consultation will be undertaken to change the school to a 630 place primary school with a 4-11 age range and an Admission Number of 90 for September 2012. See page 4.</b>									
<b>Milton Park Primary</b> Milton Park Road, Weston-super-Mare BS22 8DY Tel: 01934 624 868 Fax: 01934 620 515 email: miltonpark.pri@n-somerset.gov.uk Mrs Sara Hedger	Community 4 - 11	391	60	33 (26) 73 (82)	41 (34)	22 with sibling links 19 living closest	0 0	0 0	
<b>Northleaze C of E Primary</b> Brook Close, Long Ashton BS41 9NG Tel: 01275 540 077 Fax: 01275 395 531 email: northleaze.pri@n-somerset.gov.uk website: www.northleaze.n-somerset.sch.uk Mr Stephen Davis	Voluntary Controlled 4 - 11	204	30	37 (42) 78 (81)	30 (30)	3 with sibling links pre Sept 08 6 with sibling links for nearest school 8 nearest school 2 sibling not nearest school 11 living closest	1 0	0 0	
<b>Oldmixon Primary</b> Manlton Avenue, Oldmixon, Weston-super-Mare BS24 9DA Tel: 01934 812 879 Fax: 01934 812 457 email: oldmixon.pri@n-somerset.gov.uk website: www.oldmixonprimary.org.uk Mr Martin Greenwood	Community 3 - 11	199	30	36 (20) 46 (35)	30 (23)	17 with sibling links 13 living closest	1 pending 0	— 0	
<b>Portishead Primary</b> Station Road, Portishead, BS20 7DB Tel: 01275 843 360 Fax: 01275 848 071 email: portishead.pri@n-somerset.gov.uk website: www.portisheadprimary.co.uk Mr Michael Scriven	Community 4 - 11	419	60	82 (72) 240 (206)	90 (60)	35 with sibling links 2 twins 53 living closest	2 4	0 0	
<b>Priory Primary</b> Queens Way, Worle, Weston-super-Mare BS22 6BP Tel: 01934 511 411 Fax: 01934 520 199 email: principal@priory.n-somerset.sch.uk website: www.priory.n-somerset.sch.uk Mr Neville Coles	Free 4 - 11	—	60						
<b>St Andrew's C of E Primary</b> Station Road, Congresbury BS49 5DX Tel: 01934 832 505 Fax: 01934 426 402 Mr Neil Tuffiet	Voluntary Controlled 4 - 11	220	40*	43 (34) 52 (43)	43 (34)	6 with sibling links pre Sept 08 13 with sibling links for nearest school 18 nearest school 1 sibling not nearest school 5 living closest	0 0	0 0	

**Please note: a consultation will be undertaken to open a new 4-11 age range Free Primary School within the site of Priory Community School with an Admission Numbers of 60 for September 2012. See page 4.**

\*Agreed breach to 45

School Name Address Tel/Fax/email/website Head Teacher/Principal	Status Age Range	Number on roll January 2011	Admission Number 2012–13	On-time first preferences for 2011–12	No. of preference places offered in first round of allocations for 2011–12	No. of 2011–12 places offered under each 2010–11 criterion. See page 48 for explanation	No. of appeals heard for 2011–12 as at 12 August 2011	No. of successful appeals for 2011–12 as at 12 August 2011
				On-time first, second and third preferences for 2011–12			No. of appeals heard for 2010–11	No. of successful appeals for 2010–11
<b>St Anne's C of E Primary</b> Bristol Road, Hewish, Weston-super-Mare BS24 6RT Tel: 01934 832 159 Fax: 01934 835 568 email: stanne's.pri@n-somerset.gov.uk website: www.stanneshewish.ik.org Mrs Helen Heap	Voluntary Controlled 4 – 11	170	30	15 (12) 31 (31)	21 (18)	1 with sibling links pre Sept 08 1 with sibling links for nearest school 1 nearest school 4 sibling not nearest school 14 living closest	0 0	0 0
<b>St Francis Catholic Primary</b> Station Road, Nailsea, Bristol BS48 4PD Tel: 01275 855 373 Fax: 01275 794 476 email: sfrancis.pri@n-somerset.gov.uk website: www.stfrancis.n-somerset.sch.uk Ms Caroline Hostein	Voluntary Aided 4 – 11	205	30	24 (29) 53 (54)	28 (28)	6 Catholics within specified parishes with a sibling link 5 Catholics within specified parishes 2 Catholics living outside specified parishes with a sibling link 3 other Christian denominations within specified parishes with a sibling link 2 other Christian denominations within specified parishes 8 others within specified parishes 2 others from outside specified parishes	0 0	0 0
<b>St Georges V.A. Church Primary</b> Pastures Avenue, St Georges, Weston-super-Mare BS22 7SA Tel: 01934 426 901 email: stgeorges.pri@n-somerset.gov.uk website: www.stgeorgesschool.ik.org Mrs Sandra Medley	Voluntary Aided 3 – 11	207	30	58 (45) 109 (79)	30 (30)	15 with sibling links 15 from within civil parish living closest	8 5	0 0
<b>St John the Evangelist C of E Primary</b> Fosseway, Clevedon BS21 5EL Tel: 01275 873 417 Fax: 01275 342 929 email: stjoh'n's.pri@n-somerset.gov.uk website: www.st-johnevangelist.n-somerset.sch.uk Mrs Ruth Newton	Voluntary Aided 4 – 11	286	45	48 (40) 81 (69)	45 (42)	25 with sibling links 1 with a parent who regularly attends St John's Church/Church in school 2 with a parent who regularly attends a Church or place of Christian worship 6 living within parish boundaries 4 living closest	1 1	1 0
<b>St Joseph's Catholic Primary</b> Bristol Road, Portishead, Bristol BS20 6QB Tel: 01275 848 367 Fax: 01275 845 638 email: stjosephs.pri@n-somerset.gov.uk website: www.stjosephshead.ik.org Sally Carter	Voluntary Aided 4 – 11	216	30	30 (30) 60 (56)	30 (30)	12 Catholics within parish who attend the church 9 Catholics within parish 4 non Catholics with a sibling link 1 Catholic outside parish who attend Catholic church 1 other Christian within parish who attends church 3 other Christians within parish	0 1	0 0

## Schools Index

(All figures in brackets are for September 2010–11 admissions)

School Name Address Tel/Fax/email/website Head Teacher/Principal	Status Age Range	Number on roll January 2011	Admission Number 2012–13	On-time first preferences for 2011–12  On-time first, second and third preferences for 2011–12	No. of preference places offered in first round of allocations for 2011–12	No. of 2011–12 places offered under each 2010–11 criterion. See page 48 for explanation	No. of appeals heard for 2011–12 as at 12 August 2011  No. of appeals heard for 2010–11	No. of successful appeals for 2011–12 as at 12 August 2011  No. of successful appeals for 2010–11
<b>St Mark's C of E/Methodist Ecumenical Primary</b> St Mark's Road, Worle, Weston-super-Mare BS22 7PU Tel: 01934 513 008 Fax: 01934 522 007 email: admin@saintmarks.co.uk website: www.saintmarks.co.uk Mrs Helen Bath	Voluntary Aided 4 – 11	422	60	71 (57)  165 (121)	60 (60)	2 with sibling links and practising member of specified church 30 with sibling links 2 practising member of specified church 3 practising members of other churches 23 living closest	3  1	0  0
<b>St Martin's C of E Junior</b> Spring Hill, Worle, Weston-super-Mare BS22 9BQ Tel: 01934 628 651 Fax: 01934 417 522 email: smartin's_pri@n-somerset.gov.uk website: www.stmartinsschool.org.uk Mr Simon Marriot	Voluntary Controlled 8 – 11	441	—	—	—	—	—	—
<b>Please note: a consultation will be undertaken to change the school to a 630 place primary school with a 4–11 age range and an Admission Number of 90 for September 2012. It is already operating with 2 x classes of Reception aged children for 2011–12 year. See page 4.</b>								
<b>St Mary's C of E Primary</b> Church Road, Porbury, Bristol BS20 7TR Tel: 01275 372 066 Fax: 01275 372 066 email: smary's_pri@n-somerset.gov.uk website: www.galourschool.com/simarysportbury Mrs Carole Sharpe	Voluntary Aided 4 – 11	96	15	18 (20)  36 (36)	15 (15)	6 with sibling links 4 within parish 1 attends C of E church 4 living closest	0  2	0  0
<b>St Nicholas Chantry C of E Primary</b> Highdale Avenue, Clevedon BS21 7LT Tel: 01275 873 132 Fax: 01275 873 132 email: snicholaschantry_pri@n-somerset.gov.uk website: www.snicholaschantry.ik.org Mr Peter Treasure-Smith	Voluntary Controlled 4 – 11	278	45	54 (43)  89 (80)	45 (45)	22 with sibling links 23 living closest	4  0	3  0
<b>St Peter's C of E Primary</b> Halletts Way, Portishead, Bristol BS20 6BT Tel: 01275 843 142 Fax: 01275 845 684 email: speter's_pri@n-somerset.gov.uk website: www.st-peters.n-somerset.sch.uk Mrs Sharon Roberts	Voluntary Controlled 4 – 11	406	60	58 (56)  201 (157)	69 (60)	23 with sibling links 46 living closest	0  0	0  0
<b>Sandford Primary</b> 49 Greenhill Road, Sandford BS25 5PA Tel: 01934 852 602 Fax: 01934 853 416 email: sandford_pri@n-somerset.gov.uk website: www.sandfordprimary.org Mrs Linda Williams	Community 4 – 11	129	20	21 (11)  40 (25)	20 (11)	1 with sibling links pre Sept 08 3 with sibling links for nearest school 2 nearest school 2 sibling not nearest school 12 living closest	0  0	0  0

School Name Address Tel/Fax/email/website Head Teacher/Principal	Status Age Range	Number on roll January 2011	Admission Number 2012–13	On-time first preferences for 2011–12	On-time first, second and third preferences for 2011–12	No. of preference places offered in first round of allocations for 2011–12	No. of 2011–12 places offered under each 2010–11 criterion. See page 48 for explanation	No. of appeals heard for 2011–12 as at 12 August 2011	No. of successful appeals for 2011–12 as at 12 August 2011
<b>Tickenham C of E Primary</b> 174 Clevedon Road, Tickenham, Clevedon BS21 6RG Tel: 01275 853 919 Fax: 01275 853 919 email: tickenham.pri@n-somerset.gov.uk website: www.tickenhamprimary.co.uk Mrs Annette Weir (Acting)	Voluntary Aided 4 – 11	77	15	8 (4) 13 (9)	8 (4)	8 (4)	2 living within parish 2 with sibling links 4 living outside parish	0 0	0 0
<b>Trinity Anglican Methodist Primary</b> Marjoram Way, Portishead, BS20 7JF Tel: 01275 397 710 Fax: 01275 397 711 email: trinity.school@n-somerset.gov.uk website: www.trinityschool.n-somerset.sch.uk Mrs Karen Sancto	Voluntary Aided 4 – 11	219	60	74 (71) 142 (132)	60 (60)	23 with sibling links living within 'The Village Quarter' 37 living within 'The Village Quarter'	2 7	0 0	0 0
<b>Uphill Primary</b> Old Church Road, Uphill, Weston-super-Mare BS23 4XH Tel: 01934 626 769 Fax: 01934 414 011 email: uphill.pri@n-somerset.gov.uk website: www.gatourplace.com/uphillprimaryschool Mrs Chloe Langson	Community 4 – 11	308	45	41 (63) 72 (103)	45 (45)	18 with sibling links 27 living closest	0 4	0 0	0 0
<b>Walliscote Primary</b> Walliscote Road, Weston-super-Mare BS23 1UY Tel: 01934 621 954 Fax: 01934 623 612 email: walliscote.pri@n-somerset.gov.uk website: www.walliscote.n-somerset.sch.uk Mrs Joanne Greene	Community 4 – 11	283	45	33 (20) 66 (44)	38 (24)	21 with sibling links 17 living closest	0 0	0 0	0 0
<b>West Leigh Infant</b> Wesfield Drive, Backwell, Bristol BS48 3NG Tel: 01275 463 274 Fax: 01275 463 274 email: wesleigh.inf@n-somerset.gov.uk website: www.wesleigh.n-somerset.sch.uk Mr Nik Gardner	Community 4 – 7	135	45	56 (46) 74 (76)	45 (45)	7 with sibling links pre Sept 08 19 with sibling links for nearest school 19 nearest school	4 1	0 0	0 0
<b>Windwhistle Primary</b> Kingsley Road, Weston-super-Mare BS23 3TZ Tel: 01934 629 145 Fax: 01934 413 236 email: windwhistle.pri@n-somerset.gov.uk website: www.windwhistleschool.co.uk Mrs Lyn Hunt	Community 3 – 11	406	60	52 (35) 73 (51)	53 (38)	24 with sibling links 29 living closest	1 pending 0	– 0	– 0
<b>Winford C of E Primary</b> Felton Lane, Winford, Bristol BS40 8AD Tel: 01275 472 730 Fax: 01275 472 048 email: winford.pri@n-somerset.gov.uk website: www.winford.n-somerset.sch.uk Mr John Patterson	Voluntary Controlled 4 – 11	129	20	20 (19) 29 (30)	20 (20)	1 with sibling links pre Sept 08 7 with sibling links for nearest school 9 nearest school 2 sibling links not nearest school 1 living closest	0 2	0 0	0 0

## Schools Index

(All figures in brackets are for September 2010-11 admissions)

School Name Address Tel/Fax/email/website Head Teacher/Principal	Status Age Range	Number on roll January 2011	Admission Number 2012-13	On-time first preferences for 2011-12	On-time first, second and third preferences for 2011-12	No. of preference places offered in first round of allocations for 2011-12	No. of 2011-12 places offered under each 2010-11 criterion. See page 48 for explanation	No. of appeals heard for 2011-12 as at 12 August 2011	No. of successful appeals for 2011-12 as at 12 August 2011
<b>Winscombe Primary</b> Moorham Road, Winscombe BS25 1HH Tel: 01934 843 407 Fax: 01934 844 585 email: winscombe.pr@n-somerset.gov.uk website: www.winscombeprimaryschool.com Mrs Linda Grogan	Community 4 - 11	176	30	24 (19) 38 (28)	27 (19)	2 with sibling links pre Sept 08 4 with sibling links for nearest school 12 nearest school 2 sibling link not nearest school 7 living closest	0 0	0 0	
<b>Worlebury St Paul's C of E Primary</b> Woodspring Avenue, Weston-super-Mare BS22 9RH Tel: 01934 625 923 Fax: 01934 417 153 email: worlebury.pr@n-somerset.gov.uk website: www.worlebury.n-somerset.sch.uk Mrs Gillian Quick	Voluntary Aided 4 - 11	147	30	40 (39) 78 (61)	30 (30)	22 with sibling links 1 attending St Paul's or St Peter's Church 7 living closest	2 0	0 0	
<b>Wraxall C of E Primary</b> Bristol Road, Wraxall, Bristol BS48 1LB Tel: 01275 854 216 Fax: 01275 857 122 email: wraxall.pr@n-somerset.gov.uk website: www.wraxallprimaryschool.co.uk Mrs Catherine Cowell	Voluntary Aided 4 - 11	95	15	16 (16) 40 (44)	15 (15)	5 with sibling links 4 attending All Saint's or St Bartholemews 6 living closest	0 0	0 0	
<b>Wrington C of E Primary</b> School Road, Wrington BS40 5NA Tel: 01934 862 553 Fax: 01934 863 572 email: wrington.pr@n-somerset.gov.uk Ms Sarah Joskey	Voluntary Controlled 4 - 11	203	30	36 (29) 52 (47)	30 (29)	4 with sibling links pre Sept 08 11 with sibling links for nearest school 15 nearest school	3 1	0 0	
<b>Yatton Infant</b> High Street, Yatton BS49 4HJ Tel: 01934 833 524 Fax: 01934 838 585 email: yatton.inf@n-somerset.gov.uk website: www.yattoninfantschool.co.uk Miss Jo Keeble	Voluntary Controlled 4 - 7	210	75	78 (62) 95 (75)	83 (62)	7 with sibling links pre Sept 08 14 with sibling links for nearest school 48 nearest school 4 sibling not nearest school 10 living closest	0 0	0 0	
<b>Yeo Moor Primary</b> Kennaway Road, Clevedon BS21 6JJ Tel: 01275 875 607 email: yeomoorprimary.school@n-somerset.gov.uk Mr Roland Lovatt	Community 4 - 11	339	60	36 (36) 60 (61)	37 (38)	15 with sibling links 22 living closest	0 0	0 0	

In the School's Index a summary of the criterion breakdown for 2011–12 allocations is included under the column headed 'No of 2011–12 Places offered under each 2011–12 Criterion'. Please contact the School Admissions and Transport Team or VA school if you would like more detailed information. In this column 'Statement of Special Educational Needs' means children with a Statement of Special Educational Needs naming the school, 'Children in Care' means children who are in the care of a Council, 'sibling links' means children with appropriate older brother/sister links, 'twins' means children with a sibling within the same intake year group applying for the same school when it is the nearest school to their home address and 'living closest', means those living closest to school.

The figures in the column headed 'Number on roll January 2011' do not include children who attend a Nursery part of a school.

Parents should note that all the previous figures relating to the number of applications, number of places offered, the criterion breakdown and the appeals statistics, are given for your information and are not an indication of what is expected for 2012–13. The 'Number on roll January 2011' figure is also an indication of the approximate number of pupils expected to be on roll in September 2012. All the schools (including the Special Schools listed on this page) are day schools and are co-educational (they admit boys and girls). Enquiries should be addressed to the Head Teacher named for the school.

---

## Special Schools – Admission Arrangements

Local Authorities have a duty under the Education Act 1996 to identify and assess children who have special educational needs and who may need a statement.

The majority of children with special educational needs will have their needs met in a mainstream primary or secondary school. As part of a continuum of provision the Authority also has two specialist primary units and three special schools. Details of these provisions are set out below.

## Special Schools

### Baytree

Head Teacher: Fiona Richings  
The Campus, Highlands Lane,  
Weston-super-Mare, BS24 7DX  
Tel: 01934 427 555 Fax: 01934 427 462  
email: baytree.spec@n-somerset.gov.uk  
Website: www.baytreespecialschool.uk.org  
3–19 years • Number on roll: 72  
Community • Severe Learning Difficulties

### Ravenswood

Head Teacher: Mrs Philippa Clark  
Pound Lane, Nailsea, Bristol BS48 2NN  
Tel: 01275 854 134 Fax: 01275 810 876  
email: ravenswood.spec@n-somerset.gov.uk  
Website: www.ravenswood.n-somerset.sch.uk  
3–19 years • Number on roll: 114  
Community • Complex and Severe Learning Difficulties

### Westhaven

Head Teacher: Catherine Hill  
Ellesmere Road, Uphill,  
Weston-super-Mare BS23 4UT  
Tel: 01934 632 171 Fax: 01934 645 596  
email: westhaven.spec@n-somerset.gov.uk  
Website: www.westhaven-special.  
n-somerset.sch.uk  
7–16 years • Number on roll: 82  
Foundation (Trust) • Complex Learning Difficulties

Application for admission to these schools must always be made to the Children and Young People's Services Directorate and not to the school.

There are specialist units attached to the following mainstream schools:

### Castle Batch Primary

Language • 4–11 years  
Mendip Green First  
Hearing Impairment • 4–8 years

The children who attend specialist provision have statements of special educational needs and can only be referred to the school by the Children and Young People's Services Directorate.

# Primary School (Key Stage 2) achievement and attainment Table 2010

	Pupils eligible for Key Stage 2 assessment				both English and Mathematics	English			Mathematics			Average point score		
	total	With SEN				L4+	L4+	L5	A/T	L4+	L5		A/T	
		with statements supported at School Action Plus		supported at School Action										
		No.	%	No.										%
<b>Local Authority Average</b>			9.2%	14.1%	73%	80%	32%		79%	31%		27.5		
<b>England (state funded schools only)</b>			12.0%	14.0%	73%	80%	32%		79%	34%		27.4		
<b>England (all schools)</b>			11.9%	13.7%	73%	80%	33%		79%	34%		27.5		
All Saints East Clevedon C of E Primary School	17	2	11.8%	3	17.6%	65%	71%	18%	0%	76%	18%	0%	26.1	
Ashcombe Primary School	59	1	1.7%	11	18.6%	71%	78%	34%	0%	81%	32%	0%	27.6	
Backwell Church of England Junior School	60	6	10.0%	8	13.3%	90%	97%	53%	0%	92%	53%	0%	29.8	
Banwell Primary School	30	5	16.7%	3	10.0%	80%	83%	30%	0%	80%	30%	0%	27.5	
Becket Primary School	27	6	22.2%	7	25.9%	52%	63%	15%	7%	59%	30%	7%	26.5	
Birdwell Primary School	23	2	8.7%	3	13.0%	70%	83%	39%	4%	74%	9%	4%	27.1	
Blagdon Primary School	12	0	0.0%	1	8.3%	83%	83%	58%	0%	92%	25%	0%	28.8	
Bournville Community Primary School	45	9	20.0%	13	28.9%	~	~	~	~	~	~	~	~	
Burrington C of E Voluntary Aided Primary School	6	<	<	<	<	<	<	<	<	<	<	<	<	
Castle Batch Community Primary School	60	3	5.0%	8	13.3%	78%	80%	22%	2%	87%	37%	2%	27.8	
Christ Church Cof E Primary School	29	1	3.4%	7	24.1%	97%	100%	10%	0%	97%	21%	0%	27.8	
Churchill Church of England Primary School	31	1	3.2%	10	32.3%	87%	94%	61%	3%	90%	35%	0%	29.4	
Corpus Christi Catholic Primary School	31	3	9.7%	3	9.7%	81%	87%	29%	3%	84%	35%	3%	28.3	
Court-de-Wyck Primary School	17	10	58.8%	3	17.6%	29%	29%	12%	12%	59%	12%	6%	24.1	
Crockerne Church of England Primary School	32	1	3.1%	5	15.6%	78%	91%	22%	0%	81%	16%	0%	27.3	
Dundry Church of England Primary School	13	1	7.7%	1	7.7%	69%	85%	54%	0%	69%	15%	0%	27.7	
Flax Bourton Church of England Primary School	15	1	6.7%	0	0.0%	~	~	~	~	~	~	~	~	
Golden Valley Primary School	59	4	6.8%	0	0.0%	90%	98%	69%	2%	90%	59%	2%	30.7	
Grove Junior School	72	3	4.2%	2	2.8%	72%	81%	36%	1%	85%	36%	1%	28.1	
Hérons Moor Community Primary School	59	2	3.4%	7	11.9%	71%	75%	24%	0%	85%	25%	0%	26.7	
High Down Junior School	97	6	6.2%	14	14.4%	81%	87%	42%	2%	86%	43%	2%	28.8	
Hutton Church of England Primary School	29	5	17.2%	8	27.6%	66%	79%	14%	0%	72%	28%	0%	26.5	
Kewstoke Primary School	16	0	0.0%	5	31.3%	88%	88%	19%	0%	94%	25%	0%	27.8	
Kingshill CoFE Primary School	15	1	6.7%	3	20.0%	53%	80%	13%	0%	60%	20%	0%	25.8	
Locking Primary School	30	2	6.7%	11	36.7%	90%	90%	17%	0%	100%	30%	0%	28.1	
Mary Elton Primary School	59	0	0.0%	6	10.2%	78%	88%	47%	0%	81%	29%	0%	28.2	
Mead Vale Community Primary School	60	8	13.3%	16	26.7%	82%	82%	30%	2%	90%	40%	2%	27.9	
Milton Park Primary School	57	5	8.8%	13	22.8%	~	~	~	~	~	~	~	~	
Northleaze Church of England Primary School	30	0	0.0%	1	3.3%	87%	93%	50%	0%	90%	30%	0%	28.7	
Oldmixon Primary School	27	6	22.2%	3	11.1%	37%	37%	7%	0%	67%	30%	0%	24.4	
Portishead Primary School	62	4	6.5%	0	0.0%	81%	85%	35%	0%	81%	37%	2%	28.0	
Sandford Primary School	23	2	8.7%	5	21.7%	87%	91%	43%	4%	87%	48%	4%	29.5	
St Andrew's Primary School	39	2	5.1%	5	12.8%	69%	87%	31%	0%	77%	15%	0%	27.2	
St Anne's Church of England Primary School	20	2	10.0%	3	15.0%	80%	80%	35%	5%	85%	35%	5%	27.8	
St Francis Catholic Primary School	28	6	21.4%	0	0.0%	~	~	~	~	~	~	~	~	
St Georges VA Church Primary School	28	1	3.6%	9	32.1%	82%	89%	29%	4%	86%	18%	0%	27.7	
St John the Evangelist Voluntary Aided C of E ...	42	1	2.4%	6	14.3%	71%	86%	57%	0%	71%	43%	0%	28.6	
St Joseph's Catholic Primary School	30	1	3.3%	2	6.7%	~	~	~	~	~	~	~	~	
St Mark's VA Ecumenical CoFE/Methodist Primary...	60	3	5.0%	7	11.7%	83%	87%	45%	0%	87%	27%	0%	28.0	
St Martin's Church of England Junior School	163	9	5.5%	14	8.6%	58%	66%	13%	2%	72%	20%	2%	26.0	
St Mary's C of E Voluntary Aided Primary School	15	1	6.7%	3	20.0%	87%	93%	20%	0%	93%	33%	0%	28.2	
St Nicholas Chantry C of E VC Primary School	47	0	0.0%	8	17.0%	77%	87%	30%	2%	81%	26%	0%	27.7	
St Peter's Church of England Primary School	65	3	4.6%	12	18.5%	80%	86%	38%	0%	89%	37%	0%	28.5	
Tickenham Church of England Primary School	12	0	0.0%	1	8.3%	~	~	~	~	~	~	~	~	
Trinity Anglican-Methodist Primary School	32	0	0.0%	1	3.1%	72%	97%	41%	0%	72%	22%	0%	27.9	
Uphill Primary School	45	1	2.2%	3	6.7%	~	~	~	~	~	~	~	~	
Walliscote Primary School	45	13	28.9%	10	22.2%	51%	71%	16%	0%	56%	16%	0%	25.3	
Windwhistle Primary School	51	21	41.2%	8	15.7%	45%	55%	27%	2%	59%	20%	0%	25.3	
Winford Church of England Primary School	15	2	13.3%	2	13.3%	80%	87%	47%	0%	80%	33%	0%	27.6	
Winscombe Primary School	28	1	3.6%	1	3.6%	75%	82%	36%	4%	79%	36%	4%	28.2	

## Key to table

**Key Stage 2 (KS2)** – The KS2 tests are normally taken by pupils in Year 6. Children have to be assessed at working at level 3 or above to take the tests.

**Total** – The number of pupils at the school eligible to take KS2 tests in 2009–10.

**SEN** – Special Educational Needs

**Statements of SEN** – Statements of SEN describe any learning difficulties that pupils have, and specify the extra help or equipment, that they need

**School ActionPlus** – When the class or subject teacher and the SENCO are provided with advice or support from outside specialists, so that alternative interventions additional or different strategies to those provided for the pupil through School Action can be put in place. The SEN Coordinator usually takes the lead although day-to-day provision continues to be the responsibility of class or subject teacher.

**School Action** – When a class or subject teacher identifies that a pupil has special educational needs they provide interventions that are additional to or different from those provided as part of the school's usual differentiated curriculum offer and strategies.


< – The school had 10 or fewer pupils eligible for (KS2) assessment at the time of the tests. To publish their results would risk individual pupils' results being identified.

~ – Boycott school

**L4+** – The percentage of eligible pupils achieving Level 4 or above in the test. Level 4 is the level of most 11 year olds.

**L5** – The percentage of pupils achieving Level 5 in the test. Level 5 means pupils are achieving beyond the expected level.

**A/T** – Absent or working at the level of the tests but unable to access them. The percentage of eligible pupils absent at the time of the test or unable to access it.



**Average point score (APS)** – The APS provides a fuller picture of the KS2 achievements of pupils of all abilities. Two schools with similar percentages of pupils achieving Level 4 and above may have different APSs. The APS values the achievements of pupils below the Level 4 threshold, by taking account of whether pupils attain level 3 or not

**S** – School absence rates may have been affected because pupils were unable to attend school due to serious travel disruption caused by snow.

---

## Early Education Funding

Information for parents on early education funding is available on North Somerset Council's website at [www.n-somerset.gov.uk/earlyyears](http://www.n-somerset.gov.uk/earlyyears). The website contains answers to frequently asked questions, including information on how to apply for a place in a school nursery class and links to the Family Information Service for details of local childcare providers. A printed copy of this information is available from 01275 888 318.

---

## Availability of Information

Copies of this book are available on our website [www.n-somerset.gov.uk/admissions](http://www.n-somerset.gov.uk/admissions) or may be obtained from the School Admissions and Transport Team.

This book relates to the school year beginning September 2012. Although the information and particulars were correct for this year at the date of publication (August 2011), it should not be assumed that there will not be any subsequent change affecting the relevant arrangements or some specific matters before the start of, or during the 2012–13 school year.

For further information contact: Bill McEntee, School Admissions and Transport Team on 01275 884 794.

## Term-Dates for Community and VC schools 2012–13

Please note that the school year is based on a calendar of 195 days. Five of the 195 days are to be used for staff professional development which means that schools will be open to receive pupils for the legal minimum of 190 days (380 sessions).

Each school will tell the parents of the children at the school the dates of the five days allocated for development and training.

Own admission schools and schools in other Councils may set different dates.

### Term 1

Monday 3 September to  
Friday 26 October 2012

### Term 2

Monday 5 November to  
Friday 21 December 2012

### Term 3

Monday 7 January to  
Friday 8 February 2013

### Term 4

Monday 18 February to  
Friday 22 March 2013

### Term 5

Monday 8 April to  
Friday 24 May 2013

### Term 6

Monday 3 June to  
Monday 22 July 2013

**Please remember If you live outside North Somerset, you must make your application to your home Council only.**

## Voluntary Aided Schools – Supplementary Information Forms

The following primary schools have Supplementary Information Forms for those who are applying under specific religious related criteria:

- St Georges VA Church
- St Joseph's Catholic
- St Mark's C of E/Methodist Ecumenical
- Tickenham C of E
- Worlebury St Paul's C of E
- Wraxall C of E

These supplementary forms are on the following pages – **please cut out any that you wish to use.**



**Please remember If you live outside North Somerset, you must make your application to your home Council only.**



Please cut out 

# ST GEORGES VA CHURCH PRIMARY SCHOOL

## SUPPLEMENTARY INFORMATION FORM

### PART A

#### Admission in 2012–2013

#### To be completed by the parent

St Georges VA Church Primary School is a Voluntary Aided school. The governing body of a Voluntary Aided school is the admission authority and has responsibility for setting the admission policy.

If there are more applications than there are places, applications will be prioritised in accordance with the over subscription criteria. If you wish your child to be considered under the religious grounds of criterion 5.4, please complete Part A of this form. If you do **not** wish your child to be considered under the above criterion, this form is **not** necessary (but see below about a Council's Common Application Form).

Once you have completed Part A, please pass the form to your vicar, priest, minister, faith leader or church officer who should complete Part B before returning it to you for you to return to your local Council. Only where both parts are returned by the closing date, midnight (2400hrs) of 15 January 2012, can this information can be considered as on time by your home Council and your application prioritised accordingly. Failure to return this form will result in the application not being considered under criterion 5.4.

**You must complete your home Council Common Application Form and return it to that Council by midnight (2400hrs) of 15 January 2012 for it to be considered as on time.**

#### Name of child

Surname \_\_\_\_\_ First names \_\_\_\_\_

Date of birth \_\_\_\_\_ Boy  Girl

Name of parent/guardian \_\_\_\_\_

Address \_\_\_\_\_

\_\_\_\_\_

\_\_\_\_\_

\_\_\_\_\_ Post code \_\_\_\_\_

Home Telephone \_\_\_\_\_ Contact number \_\_\_\_\_

*Continued overleaf*

**If you are applying for this school under criterion 5.4, please complete the following sections:**

**Place of worship** where your child regularly attends:

Name of place of worship \_\_\_\_\_

Address \_\_\_\_\_

\_\_\_\_\_

\_\_\_\_\_

\_\_\_\_\_ Post code \_\_\_\_\_

**Name of vicar / priest / minister / faith leader / church officer:**

\_\_\_\_\_

Address \_\_\_\_\_

\_\_\_\_\_

\_\_\_\_\_

Postcode \_\_\_\_\_ Telephone \_\_\_\_\_

Please place a tick in the box below if the sentence shown as criterion 5.4 correctly describes your circumstances for wishing your child to be considered for application to school under religious grounds.

Criterion 5.4

5.4 Children who regularly attend a church or place of Christian worship.

(Regular attendance is defined as attendance at services at least twice a month on average for a period of not less than the previous six months.)

**Please take or send this form to your vicar, priest, minister, faith leader or church officer so that they can complete Part B by way of verification of the information you have provided.**

Please cut out 

# ST GEORGES VA CHURCH PRIMARY SCHOOL

## SUPPLEMENTARY INFORMATION FORM

### PART B

#### Admission in 2012–2013

**To be completed by vicar / priest / minister / faith leader / church officer**

The parent whose details appear in Part A of this form has given your name as being able to verify their child's commitment to your church/place of worship. We ask that you confirm your knowledge of this child in relation to the faith criterion 5.4 below.

Please do not complete this form unless you believe the child named has regularly attended Church for the required time as defined below.

<p>Please place a tick in the box below if the sentence shown in criterion 5.4 correctly describes the child's circumstances for consideration to a school place under religious grounds.</p> <p style="text-align: right;">Criterion 5.4 <input type="checkbox"/></p>	<p>5.4 Children who regularly attend a church or place of Christian worship.</p> <p>(Regular attendance is defined as attendance at services at least twice a month on average for a period of not less than the previous six months.)</p>
--	--

Signed \_\_\_\_\_

Name \_\_\_\_\_

Date \_\_\_\_\_

Position \_\_\_\_\_

Church/place of worship \_\_\_\_\_

Please return this form to the parent/carers of the child named in time for them to forward it to the local council by midnight (2400 hrs) of 15 Jan 2012.

Thank you for your assistance in completing this Supplementary Information Form.

NB: If a family is refused a place at the school and appeals against the decision, this form may be used as evidence at the appeal.





**St. Joseph's Catholic V A Primary School**  
**Bristol Road**  
**Portishead**  
**North Somerset**  
**BS20 6QB**

**Telephone: 01275 848367**

**Fax: 01275 845638**

email: StJoseph'sPrimary.School@n-somerset.gov.uk

## **REGULAR ATTENDANCE SUPPLEMENTARY FORM**

### **FOR SAINT JOSEPH'S CATHOLIC PRIMARY SCHOOL PORTISHEAD**

In order to give priority to those children who regularly practice their Catholic or Christian faith within the admission over subscription criteria, the Governors of Saint Joseph's Catholic Primary School, Portishead would ask their Priest/Deacon/Minister/Religious Leader to complete this form **ONLY** if they know that the child practises their faith as indicated or if it has been made known to them by someone who is independent and reliable in the Church Community.

I confirm that the child \_\_\_\_\_ (name of child)

worships in this Church on average at least twice every month and has done so from

\_\_\_\_\_ (month) 20\_\_\_\_ to \_\_\_\_\_ (month) 20\_\_\_\_\_.

Signed \_\_\_\_\_

Name \_\_\_\_\_

For \_\_\_\_\_ (Church Community)

Title/position in Church Community \_\_\_\_\_

Address: \_\_\_\_\_

\_\_\_\_\_

\_\_\_\_\_

Tel.. No: \_\_\_\_\_

Email: \_\_\_\_\_

Date: \_\_\_\_\_

Please complete in block capitals. Forms will be checked, if needs be, with the Priest/Deacon/Minister/Religious Leader to ensure authenticity.





## Appendix 1

# St Mark's Primary School

## Reference Form

**It is the parent's responsibility to ensure that the requirements, detailed in this reference form, are fully met prior to submission.**

To: The Governing Body of St Mark's Primary School

c/o Your Home Council (which is North Somerset Council for those living in North Somerset) ,  
School Admissions & Transport Team.

Name of Church \_\_\_\_\_

I can confirm that \_\_\_\_\_ (name of child)

and/or their parent(s)/primary carer(s) \_\_\_\_\_ (names)

have attended the above mentioned Church at least twice a month for a period of not less than the previous six months.

It is essential that this reference form is both:

- signed by the Minister, Vicar, Priest or Church Leader,
- and printed on, or accompanied by a piece of headed note paper from the Church concerned with the signature of the Minister, Vicar, Priest or Church Leader.

Signed \_\_\_\_\_ Dated \_\_\_\_\_

Position \_\_\_\_\_

Minister/Vicar/Priest or Church Leader of equivalent status



Please cut out 

**Appendix 1**

**Tickenham Church of England Primary School**

SUPPLEMENTARY INFORMATION FORM (SIF)

PART A

Admission in 2012–13

**To be completed by the parent / carer**

Once you have completed Part A, please pass the form to your vicar, priest, minister, faith leader or church official who should complete Part B and return it for you to submit it to your home Council. Only where both parts are submitted by the closing date of 15<sup>th</sup> January 2012 can this information can be considered as **on time** and your application prioritised accordingly. Failure to return this form will result in any application being considered only under the **non church** criteria.

You must, in all instances, complete a council Common Application Form and submit it that to your home council by 15 January 2012.

**Name of child**

**Surname** \_\_\_\_\_ **First names** \_\_\_\_\_

Date of birth \_\_\_\_\_ Boy  Girl

Name of parent/guardian \_\_\_\_\_

Address \_\_\_\_\_

\_\_\_\_\_

\_\_\_\_\_

\_\_\_\_\_ Post code \_\_\_\_\_

**Home Telephone** \_\_\_\_\_ **Contact number** \_\_\_\_\_

*Continued overleaf*

**If you are applying to this school on faith grounds, please complete the following sections:**

**Place of worship** regularly attended by parent(s) / guardian(s) / child:

Name of place of worship \_\_\_\_\_

Address \_\_\_\_\_

\_\_\_\_\_

\_\_\_\_\_

\_\_\_\_\_ Post code \_\_\_\_\_

**Name of vicar / priest / minister / faith leader / church officer:**

\_\_\_\_\_

Address \_\_\_\_\_

\_\_\_\_\_

\_\_\_\_\_

Postcode \_\_\_\_\_ Telephone \_\_\_\_\_

<p>Please place a tick in the box which describes your circumstances.</p> <p>Criterion 4 <input type="checkbox"/></p> <p>Criterion 5 <input type="checkbox"/></p>	<p>4. Children who themselves, or whose parent(s)/carer(s) regularly attend Tickenham (St Quiricus and St. Julietta) Parish Church, i.e. they attend at least twice a month for at least six months</p> <p>5. Children who themselves, or whose parent(s)/carer(s) regularly attend another church, i.e. they attend at least twice a month for at least 6 months</p>
---	---

**Please take or send this form to your vicar, priest, minister, faith leader or church official so that they can complete Part B by way of verification of the information you have provided.**

**Appendix 1**

Please cut out

# Tickenham Church of England Primary School

## SUPPLEMENTARY INFORMATION FORM (SIF)

### PART B

#### Admission in 2012–13

To be completed by vicar / priest / minister / faith leader / church official (see notes below)

The parent / carer of the child whose details appear in Part A of this form has given your name as a reference for their own or the child's own commitment to your church/place of worship. We ask that you confirm your knowledge of this child and/or family in relation to one of the faith criteria below. Only do this if you are satisfied that they actually meet the relevant criteria.

<p>Please place a tick in the box which describes your circumstances.</p> <p>Criterion 4 <input type="checkbox"/></p> <p>Criterion 5 <input type="checkbox"/></p>	<p>4. Children who themselves, or whose parent(s)/carer(s) regularly attend Tickenham (St Quiricus and St. Julietta) Parish Church, i.e. they attend at least twice a month for at least six months</p> <p>5. Children who themselves, or whose parent(s)/carer(s) regularly attend another church, i.e. they attend at least twice a month for at least 6 months</p>
---	---

Signed \_\_\_\_\_

Name \_\_\_\_\_ Date \_\_\_\_\_

Position \_\_\_\_\_

Church/place of worship \_\_\_\_\_

Please return this form to the parent / carer in time for them to submit it to their home council by **15 January 2012**.

Thank you for your assistance in completing this Supplementary Information Form.

NB: If a family is refused a place at the school and appeals against the governors' decision, this form may be used as evidence at the appeal.

*Continued overleaf*

## **Notes for clergy or those responsible and authorised to sign supplementary information forms for those applying to church schools under a church attendance criterion.**

Please note that the recommendation of the Bath & Wells DBE is that clergy do not work in isolation when looking at school admission supplementary information form requests. The DBE strongly recommends that it is best practice to have a sub-committee of at least three members, including clergy, church wardens and those with responsibility for Sunday school to consider these requests and be authorised to sign the form if it is agreed appropriate.

Please also note that the completion of this form and its submission in time to meet the admission application deadlines is critical for the applicant, and without it the child cannot be considered eligible under any church attendance criteria, even if they are regular attendees at church.

In order for the application to be considered under any church attendance criteria within the school's admissions arrangements, the following must be ensured:

1. That the attached form is completed by the applicant and signed by the relevant church representative (vicar, priest, minister, faith leader, church official)
2. That the information on the form matches and fulfils the requirements set out in the specific admissions arrangements of the school to which the application is being made. Clergy must be clear that the specific criterion for each school is being met by the applicant and should see the admissions criteria so that they can check.
3. The DBE recommends that schools use the criterion that either the child or at least one parent has attended worship at the church at least once a month for a minimum of 6 months prior to the time of the application. Please note that this does vary from school to school, with some having far more rigorous requirements.
4. The DBE does recommend that the child or a parent has attended actual worship and that attendance at toddler groups or other activities that are held at the church does NOT meet the requirements.
5. That the completed form, signed by both applicant and the clergy, reaches the applicant's home council by the closing date for submission of applications. This is **15th January 2012** for first admission.
6. That for each church school for which the applicant is applying that has a relevant criterion, a separate supplementary form be completed as each is likely to have differing admissions criteria.
7. For applicants who have recently, or are about to move to a different area, the supplementary information form should be completed by the clergy at the church where they have been regularly worshipping. It is the responsibility of the applicant to organise this and ensure that the SIF is completed and submitted on time.

### **Please Note:**

The application process is a legal one and every effort **MUST** be made to ensure that applications and any supplementary forms are completed accurately and submitted on time. If applicants are unsuccessful, they have the right to appeal, and the information provided by clergy can be critical to the outcome of both the application and appeal, particularly where a school is very popular and oversubscribed. Competition for places at some schools can be fierce and it is vital that information supplied is accurate. Clergy should not be pressured into signing a form if they know that the applicant does not, or are in doubt as to whether the applicant does, meet the criteria laid down by the school. This is one reason why a committee should consider every application. It is also particularly helpful where there is an inter-regnum or where clergy have been in post less than 6 months.



## Worlebury St Paul's Church of England Voluntary Aided Primary School

Church of England Voluntary Aided and Foundation Schools  
in the Diocese of Bath & Wells

### School Admission Supplementary Information Forms

**Notes for clergy or those responsible and authorised to sign supplementary information forms for those applying to church schools under a church attendance criterion**

Please note that the recommendation of the Bath & Wells DBE is that clergy do not work in isolation when looking at school admission supplementary information form requests. The DBE strongly recommends that it is best practice to have a sub-committee of at least three members, including clergy, church wardens and those with responsibility for Sunday school to consider these requests and be authorised to sign the form if it is agreed appropriate.

Please also note that the completion of this form and its return in time to meet the admission application deadlines is critical for the applicant, and without it the child cannot be considered eligible under any church attendance criteria, even if they are regular attendees at church.

**In order for the application to be considered under any church attendance criteria within the school's admissions arrangements, the following must be ensured:**

1. That the attached form is completed by the applicant and signed by the relevant church representative (Vicar, Religious Leader or Church Official).
2. That the information on the form matches and fulfils the requirements set out in the specific admissions arrangements of the school to which the application is being made. **Clergy must be clear that the specific criterion for each school is being met by the applicant and should see the admissions criteria so that they can check.**
3. The DBE recommends that schools use the criterion that either the child or at least one parent has attended worship at the church at least once a month for a minimum of 6 months prior to the time of the application. **Please note that this does vary from school to school, with some having far more rigorous requirements.**
4. **The DBE does recommend that the child or a parent has attended actual worship and that attendance at toddler groups or other activities that are held at the church does NOT meet the requirements.**
5. That the completed form, signed by both applicant and the clergy, is submitted to the applicant's home Local Authority by the closing date for submission of applications. This is 15 January 2012 for first admission.
6. That a separate supplementary form be completed for each VA or Foundation church school for which the applicant is applying as each is likely to have differing admissions criteria.
7. For applicants who have recently, or are about to move to a different area, the supplementary information form should be completed by the clergy at the church where they have been regularly worshipping. It is the responsibility of the applicant to organise this and ensure that the SIF is completed and sent in on time.

*Continued overleaf*

**Please Note:**

The application process is a legal one and every effort **MUST** be made to ensure that applications and any supplementary forms are completed accurately and on time. If applicants are unsuccessful, they have the right to appeal, and the information provided by clergy can be critical to the outcome of both the application and appeal, particularly where a school is very popular and oversubscribed. Competition for places at some schools can be fierce and it is vital that information supplied is accurate. **Clergy should not be pressured into signing a form if they know that the applicant does not, or are in doubt as to whether the applicant does, meet the criteria laid down by the school. This is one reason why a committee should consider every application. It is also particularly helpful where there is an inter-regnum or where clergy have been in post less than 6 months.**

## **Worlebury St Paul's Church of England Voluntary Aided Primary School**

Church of England Voluntary Aided and Foundation Schools  
in the Diocese of Bath & Wells

### School Admission Supplementary Information Forms

#### **Notes for those applying for places at Church of England Voluntary Aided or Foundation Schools**

**If you wish for your application to be considered under any criteria relating to church attendance, you must ensure the following:**

8. That the attached form is completed by you and signed by the relevant church representative (Vicar, Religious Leader or Church Official)
9. That the information on the form matches and fulfils the requirements set out in the specific admissions arrangements of the school for which you are applying.
10. That the completed form, signed by both you and the clergy, is submitted to your home Local Authority by the closing date for submission of applications. This is 15<sup>th</sup> January 2012 for first admission.
11. That a separate supplementary form be submitted for each church school for which you are applying as each is likely to have differing admissions criteria.
12. If you have recently, or are about to move to a different area, that you ensure that the appropriate church representative of the church where you have been regularly worshipping signs the supplementary information form for your application. **Please ensure that they have seen the admissions requirements for the school/s for which you are applying and are satisfied that you meet the necessary criterion/criteria.**

#### **Please Note:**

- Failure to send the correctly completed supplementary information form to your home Local Authority by the closing date will mean that your application cannot be considered under any church attendance criterion.
- The need to obtain the signature from a previous member of clergy/church after moving house cannot be considered as a reason for a late application to be accepted.



Please cut out 

# Worlebury St Paul's Church of England Voluntary Aided Primary School

## SUPPLEMENTARY INFORMATION FORM

### PART A

#### Admission in 2012–13

#### To be completed by the parent/guardian

Worlebury St Paul's is a Voluntary Aided school. The governing body of a Voluntary Aided school is the admission authority and has responsibility for setting the admission policy.

If there are more applications than there are places, applications will be prioritised in accordance with the oversubscription criteria. If you wish your child to be considered under the religious grounds of criteria c or d, please complete this form and return it to your home Local Authority by the closing date of midnight (24:00) on **15 January 2012**. If you do **not** wish your child to be considered under the above criteria, this form is **not** necessary (but see below about a Local Authority Common Application Form).

Once you have completed Part A, please pass the form to your Vicar, Religious Leader or Church Official who should complete Part B and return it to you to return to your home Local Authority. Only where both parts are returned by the closing date of midnight (24:00) on 15<sup>th</sup> January 2012 can this information be considered as on time by your home Local Authority and your application prioritised accordingly. Failure to return this form will result in your application not being considered under the over-subscription criteria c and d.

**You must complete a Local Authority Common Application Form and return that to your home Local Authority by midnight (24:00) on 15 January 2012 for it to be considered as on time.**

#### Name of child

Surname \_\_\_\_\_ First names \_\_\_\_\_

Date of birth \_\_\_\_\_ Boy  Girl

Name of parent/guardian \_\_\_\_\_

Address \_\_\_\_\_

\_\_\_\_\_

\_\_\_\_\_

\_\_\_\_\_ Post code \_\_\_\_\_

Home Telephone \_\_\_\_\_ Contact number \_\_\_\_\_

*Continued overleaf*

**If you are applying for this school under criteria c and d, please complete the following sections:**

**Place of worship** where the child or the child's parents/guardians regularly attend:

Name of place of worship \_\_\_\_\_

Address \_\_\_\_\_

\_\_\_\_\_

\_\_\_\_\_

\_\_\_\_\_ Post code \_\_\_\_\_

**Name of Vicar, Religious Leader or Church Official:**

\_\_\_\_\_

Address \_\_\_\_\_

\_\_\_\_\_

\_\_\_\_\_

\_\_\_\_\_ Post code \_\_\_\_\_

<p>Please place a tick in the box of the criterion that applies in the case of your child:</p> <p>Criterion c <input type="checkbox"/></p> <p>Criterion d <input type="checkbox"/></p>	<p>Children who worship or children with parent(s) who worship, regularly at St Paul's Church, Kewstoke or St Peter's Church, Milton. The Governing Body expect regular worship to be at least twice a month for a period of not less than six months.</p> <p>Children who worship or children with parent(s) who worship, regularly at, in order:</p> <p>i) Another Anglican church ii) Another Christian church</p> <p>The Governing Body expect regular worship to be at least twice a month for a period of not less than six months.</p>
--	---

**Please take or send this form to your Vicar, Religious Leader or Church Official so that they can complete Part B by way of verification of the information you have provided. They must then return it to you, for YOU to return to your home Local Authority.**

# Worlebury St Paul's Church of England Voluntary Aided Primary School

## SUPPLEMENTARY INFORMATION FORM

### PART B

### Admission in 2012–13

#### **To be completed Vicar, Religious Leader or Church Official**

The child and/or parent/guardian whose details appear in Part A of this form has given your name as a reference for his/her commitment to your church/place of worship. We ask that you confirm your knowledge of this child or parents in relation to the faith criteria below.

<p>Please place a tick in the box of the criterion that applies in the case of the named child:</p> <p style="text-align: center;">Criterion c <input type="checkbox"/></p> <p style="text-align: center;">Criterion d <input type="checkbox"/></p>	<p>Children who worship or children with parent(s)/guardians who worship, regularly at St Paul's Church, Kewstoke or St Peter's Church, Milton. (The Governing Body expect regular worship to be at least twice a month for a period of not less than six months.)</p> <p>Children who worship or children with parent(s) who worship, regularly at, in order:</p> <p style="margin-left: 20px;">i) Another Anglican church ii) Another Christian church</p> <p>(The Governing Body expect regular worship to be at least twice a month for a period of not less than six months.)</p>
---	--

Signed \_\_\_\_\_

Name \_\_\_\_\_ Date \_\_\_\_\_

Position \_\_\_\_\_

Church/place of worship \_\_\_\_\_

Please return this form to the parent/guardian to return to their home Local Authority by midnight (24:00) on 15 Jan 2012 to be considered in the first round of allocations.

Thank you for your assistance in completing this Supplementary Information Form.

NB: If a family is refused a place at the school and appeals against the decision, this form may be used as evidence at the appeal.



Please cut out 

**Wraxall CEVA Primary School**  
SUPPLEMENTARY INFORMATION FORM  
PART A  
Admission in 2012–2013

**To be completed by the parent/guardian**

Wraxall CEVA Primary School is a Voluntary Aided school. The governing body of these categories of school is the admission authority and has responsibility for setting the admission arrangements.

If there are more applications than there are places, the governing body will prioritise applications where evidence can be provided that one or more of the criterion has been met. If you wish your child to be considered under the religious grounds of criteria d) or f), please complete this form and return it to the local authority closing date of **15 January 2012**. If you do **not** wish your child to be considered under the above criteria, this form is **not** necessary (but see below about a Local Authority Common Application Form).

Once you have completed Part A, please pass the form to your parish priest/priest/minister/vicar/religious leader/faith leader/church officer/church official. It is the responsibility of the parent/carer to return the SIF to the LA by the closing date for submissions. Only where both parts are returned by the closing date of 15 January 2012 can this information can be considered as on time by the governing body and your application prioritised accordingly. Failure to return this form will result in any application being considered under the "non church" criteria.

**You must, in all instances, complete a Local Authority Common Application Form and return that to the Local Authority by 15 January 2012 for it to be considered as on time.**

**It is entirely the responsibility of the applicant to ensure that any Supplementary Information Form is returned on time to the home Local Authority.**

**Name of child**

**Surname** \_\_\_\_\_ **First names** \_\_\_\_\_

Date of birth \_\_\_\_\_ Boy  Girl

Name of parent/guardian \_\_\_\_\_

Address \_\_\_\_\_  
\_\_\_\_\_  
\_\_\_\_\_

Post code \_\_\_\_\_

**Home Telephone** \_\_\_\_\_ **Contact number** \_\_\_\_\_

*Continued overleaf*

**If you are applying to this school on faith grounds, please complete the following sections:**

**Place of worship** where one of parents / guardians / child regularly attends:

Name of place of worship \_\_\_\_\_

Address \_\_\_\_\_

\_\_\_\_\_

\_\_\_\_\_

\_\_\_\_\_ Post code \_\_\_\_\_

**Name of parish priest/priest/minister/vicar/religious leader/faith leader/church officer/church official.**

\_\_\_\_\_

Address \_\_\_\_\_

\_\_\_\_\_

\_\_\_\_\_

\_\_\_\_\_ Post code \_\_\_\_\_

**Criterion d)**

- d) Children with a parent/carer who is a regular attender at All Saints, Wraxall or St. Bartholomew's, Failand (the two churches within the ecclesiastical parish of Wraxall and Failand).

**Criterion f)**

- f) Children with a parent/carer who is a regular attender at another Christian church or place of worship.

The governing body would expect regular attendance to be at least twice a month for not fewer than 6 months and the PART B must specifically identify that this frequency of attendance has been achieved.

**Please take or send this form to your parish priest/priest/minister/vicar/religious leader/faith leader/church officer/church official so that they can complete Part B by way of verification of the information you have provided.**

**Wraxall CEVA Primary School**  
SUPPLEMENTARY INFORMATION FORM  
PART B  
Admission in 2012–2013

**To be completed by parish priest/priest/minister/vicar/religious leader/faith leader/church officer/church official**

The parent/guardian whose details appear in Part A of this form has given your name as a reference for his/her commitment to your church/place of worship. We ask that you confirm your knowledge of this family in relation to the faith criterion below.

**Criterion d)**

- d) Children with a parent/carer who is a regular attender at All Saints, Wraxall or St. Bartholomew's, Failand (the two churches within the ecclesiastical parish of Wraxall and Failand).

**Criterion f)**

- f) Children with a parent/carer who is a regular attender at another Christian church or place of worship.

The governing body would expect regular attendance to be at least twice a month for not fewer than 6 months and I confirm that this frequency of attendance has been achieved.

Signed \_\_\_\_\_

Name \_\_\_\_\_ Date \_\_\_\_\_

Position \_\_\_\_\_

Church/place of worship \_\_\_\_\_

**It is entirely the responsibility of the applicant to ensure that this form is returned to the home Local Authority by the submission date below:**

Please return this form to your home Local Authority by 15 January 2012.

Thank you for your assistance in completing this Supplementary Information Form.

NB: If a family is refused a place at the school and appeals against the governors' decision, this form may be used as evidence at the appeal.

# Reception Year Group Admissions 2012-13



For office use
Ack
I.D. no.
1st
Officer

Please contact us if you need this form in another format, such as Braille, large type or help with another language.

**You can apply online up to midnight (24:00 hours) on 15 January 2012 by visiting [www.n-somerset.gov.uk/admissions](http://www.n-somerset.gov.uk/admissions).** Alternatively remove and complete this form in BLOCK CAPITALS. You are advised to read the **'Starting School, North Somerset' parents' guide** before completing the form (one for each child).

You can apply for any school regardless of whether the school is located in or outside North Somerset. If you have any queries please contact the School Admissions and Transport Team on 01275 884 078.

If you live outside North Somerset do not complete this form but contact your home council.

**Any information marked with an asterisk (\*) must be provided.**

## Child's Details

**Legal Surname:** \_\_\_\_\_ **Legal Forename(s):** \_\_\_\_\_

**\*Date of Birth:** Date: \_\_\_\_\_ Month: \_\_\_\_\_ Year: \_\_\_\_\_ **Gender:** Male  Female

**Does your child have a Statement of Special Educational Needs?** Yes  No

**Is your child registered as being in the care of a local authority e.g. are they fostered or a 'Looked After' child?** Yes  No

If Yes, name of Local Authority: \_\_\_\_\_

## You and your child

**\*What is your relationship to the child? Are you his/her:**

Mother  Father  Step-parent  Other  If Other please give details \_\_\_\_\_

**Do you have parental responsibility for the child** Yes  No

If you do not have parental responsibility for the child (see the parents' guide) you must provide an accompanying letter explaining the reasons why you are applying rather than a person with parental responsibility.

## Child's Current Address

It is important that this information is accurate, because if any of your preferred schools are over-subscribed, the distance between your child's home address and the school **might** be used when considering your application.

**\*Home Address:** \_\_\_\_\_

\_\_\_\_\_ Postcode: \_\_\_\_\_

Children moving house will be considered from their proposed address in the first round of allocations if parents are able to confirm independently that they will be moving to a new address before the start of the school year (see 'Starting School, North Somerset').

**Is your child a member of a Service or Crown Servant family, who are returning/moving to a new address to take up duties?**

If Yes provide proof of posting

Yes  No

**Preferred School**

Please enter the names, in **priority** order, of any schools within or outside North Somerset that you would like your child to attend.

**My 1st Preference is:** \_\_\_\_\_ School

**My 2nd Preference is:** \_\_\_\_\_ School

**My 3rd Preference is:** \_\_\_\_\_ School

If any of your preferences are for a North Somerset Voluntary Aided school please ensure you read the school's own policy and oversubscription criteria, summarised in the 'Starting School, North Somerset' guide. If applying under a **religious criterion** you should check the school's own criteria to see if you need to provide a baptism certificate and/or a letter from a religious leader and/or a supplementary form to support your application. It must be submitted by the closing time and date in order to be considered in the first round of allocations. Any such supporting documents should be sent to the School Admissions and Transport Team (see address on page 4 of this form). For Catholic schools it/they should be sent to the school itself or the School Admissions and Transport Team. In order to support your application for a place at the school(s) you can select the appropriate reasons below. You can find details of the oversubscription in the parents' guide.

Whilst you may give reasons for your preference(s), the relevant oversubscription criteria will be used to determine who should be offered places if a school receives more applications than there are places available.

Please tick any of the following reasons for your preference(s). You may tick as many reasons as you like.

<b>Reasons</b>	<b>1st Preference</b>	<b>2nd Preference</b>	<b>3rd Preference</b>
My child has a sibling (brother or sister) who will be attending the school when my child starts.	<input type="checkbox"/>	<input type="checkbox"/>	<input type="checkbox"/>
I am selecting this school because it is a Faith school	<input type="checkbox"/>	<input type="checkbox"/>	<input type="checkbox"/>
I am selecting this school for medical reasons	<input type="checkbox"/>	<input type="checkbox"/>	<input type="checkbox"/>
I believe my child can pass this schools entrance test	<input type="checkbox"/>	<input type="checkbox"/>	<input type="checkbox"/>
I am selecting this school because my child has an aptitude for the schools's specialism(s)	<input type="checkbox"/>	<input type="checkbox"/>	<input type="checkbox"/>
I believe my child lives in the school's catchment	<input type="checkbox"/>	<input type="checkbox"/>	<input type="checkbox"/>
I am selecting this school for social reasons	<input type="checkbox"/>	<input type="checkbox"/>	<input type="checkbox"/>
I am selecting this school because of the distance from my child's home to this school	<input type="checkbox"/>	<input type="checkbox"/>	<input type="checkbox"/>

I am selecting this school because it is easy to make arrangements for my child to travel to this school

Additional reasons (please specify for which preference):

\_\_\_\_\_  
(continue on a separate sheet if necessary)

## Sibling Details

Please give details if you have an **appropriate** sibling (older brother or sister) link for any of your preferences.

For North Somerset schools you should read the 'Starting School, North Somerset' guide to see if you have an appropriate sibling link for the school(s) you are applying for. For Community and Voluntary Controlled schools the sibling link criteria for schools in **rural** areas are different from that used for schools in **non-rural** areas. For schools in **rural** areas, if you have multiple siblings you should give details of the sibling closest in age. If you also have a child who attended this school **before** September 2008 you should provide their full name and date of birth (even if they have now left the school) on a separate sheet. The sibling link requirements for each Voluntary Aided school may also be different.

**Legal Surname:** \_\_\_\_\_ **Legal Forename(s):** \_\_\_\_\_

**Date of Birth:** Date: \_\_\_\_\_ Month: \_\_\_\_\_ Year: \_\_\_\_\_ **Gender:** Male  Female

**Current school:** \_\_\_\_\_

**Home Address** (if different from that in page 1): \_\_\_\_\_

\_\_\_\_\_  
Postcode: \_\_\_\_\_

**Please supply details of any other appropriate siblings on a separate sheet.**

Applicant details – details of adult responsible for applying for the school place for the child.

**Title** Mr/Mrs/Ms/Miss/Other: \_\_\_\_\_

**\*Legal Surname:** \_\_\_\_\_

**\*Legal Forename(s):** \_\_\_\_\_ **\*Gender:** Male  Female

**Home Address** (if different from that in page 1): \_\_\_\_\_

\_\_\_\_\_  
Postcode: \_\_\_\_\_

**Telephone** home: \_\_\_\_\_ mobile: \_\_\_\_\_

work: \_\_\_\_\_ **email:** \_\_\_\_\_

# Declaration

## **Data Protection Act 1998**

The information that you give on this form will be used by the Council for the purpose of processing your application for a school place for your child. The information will be shared with schools. It may also be shared with other Council Departments for the purpose of verifying the accuracy of the application and, if you are also applying for a school outside of North Somerset, with other councils and schools in their area. It may also be shared with pre-school providers and the relevant Health Trust.

I understand that by signing the declaration below I will be confirming that all details given are to the best of my knowledge, correct. I accept that admission authorities reserve the right to withdraw the offer of a school place that has been obtained by providing fraudulent or intentionally misleading information.

Parents of children who regularly live at more than one address are reminded to read 'Starting School, North Somerset' to ensure they are the appropriate person to make the application.

I confirm that if any of my preferences is for a Voluntary Aided (VA) school (see Starting School, North Somerset for a list of VA schools in North Somerset), I have read the school's own criteria. If applying under a religious criterion, I have checked to see if a baptism certificate, a letter from a Church/religious leader and/or supplementary form is required to support my application (to be submitted for the first round of allocations by the closing time and date) and have checked the address where it should be received.

**I declare that I have checked the information given on this form and believe it to be correct.**

Signature: \_\_\_\_\_ Date: \_\_\_\_\_

**Please submit this form by midnight (24:00 hours) on 15 January 2012 in order to be considered in the first round of allocations, to:**

North Somerset Council  
Children and Young People's Services  
School Admissions and Transport Team  
Walliscote Grove Road  
Town Hall  
Weston-super-Mare BS23 1UJ

**If you require confirmation that the School Admissions and Transport Team has received your application, please provide a stamped addressed postcard.**

# Why School Lunches?

There are many reasons why children benefit from staying for school lunches. Children use up a great deal of energy during a full school day. They need to concentrate during lessons, let off steam at play times and recharge their batteries for the afternoon. Eating a school meal helps to achieve this and provides the following:

- Hot, healthy and nutritionally balanced menus.
- A selection of home made products and recognised meals that provide choice and variety to suit all tastes.
- Convenience – saving you the time to prepare packed lunches.
- Value for money – two course meals.
- Enhanced learning abilities – studies have shown that children concentrate better in lessons if they have had a fulfilling lunchtime meal.
- Teaches children the social skills involved with eating with others and how to make choices – learning need not stop when the lunch bell goes.
- Allows a child to relax in a safe, supervised environment with friends.

## Enjoy a School Lunch today!

If you would like further details about school lunches or think you may be entitled to claim for free meals, please contact your child's school or telephone:

**Schools Admissions and Transport Team 01275 884 078**

