



Core signs and symbols

for

North Somerset

Early Years Foundation Stage

Signing Project

2008-2009

Visual Support Materials

What is the difference between a sign and a symbol?

Both are used to convey information.

- Signs – use hand gestures, supported by facial expression, body language (and speech in the case of Makaton)
- Symbols – pictures/ photos/ objects

Why use symbols?

Many children with language delay or disorder are visual learners and process what they see easier than what they hear.

Expressive and receptive communication for these children will be more effective if speech is supported by symbols.

Some children will have memory problems and need longer to process information.

Symbols are permanent. Unlike signs and words which fade they remain for as long as they are needed.

Symbols often look like the object they represent so provide a clear visual prompt.

Symbols offer a tangible representation of language. Words and ideas can be physically introduced, handled, manipulated, put into order or removed.

Symbols can help children focus their attention and aid concentration.

Symbols can be used to help children organise their actions.

What are symbols?

1. Objects of reference eg cup to represent drinks time, paint brush for painting.
2. Photographs
3. Pictures, black and white line drawings or coloured pictures.

How to use symbols to support communication

- Label the environment
- Use props for stories and songs
- Visual timetables and choice boards

Visual timetables

Symbolic representation of order of activities.

Used to help children:

- Know/ remember what to expect during the day
- Know/ remember what will happen next
- Know/ remember what they have to do before their favourite activity or before they go home
- Know/ remember when something has finished
- Organise their actions to complete one activity eg going to the toilet
- Cope with change
- Visual timetables are usually used for us to convey information to children and to help children process and organise the information
- Helps RECEPTIVE communication

Visual prompts

- Can be used individually to pass on a piece of information to a child eg wash hands, home time
- Individually cards can be kept on a board, on a key ring or in a book. Need to have easy access.
- Helps RECEPTIVE communication

Choice boards

- Symbolic representation of activities on offer for children to choose an activity
- Can be on a board or in a book

For example, children can show their choice by:

- Pointing to symbols
- Taking them off general choice board and put on 'today's' board giving them to an adult
- Choice boards help children to tell us what they would like to do
- Helps EXPRESSIVE language

More information:

Inclusion Development Programme – supporting children with speech and communication needs

Enabling environments – look at DVD for examples of visual strategies



hello



goodbye



look



listen



more



stop



well done



all gone (finished)



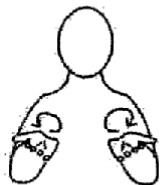
cuddle



happy



sad




where?



toilet



wash hands




drink



eat (food/snack)



sleep (rest/bed)



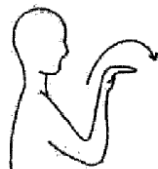
play



sing



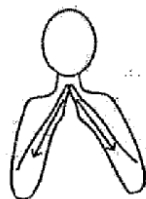
sit down



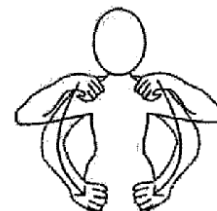
outside



story (book)



home (house)



coat



toilet



wash hands



drink



eat (food/snack)



sleep (rest/bed)



play



sing



sit down



outside




story (book)



home



coat



hello



goodbye



look



listen



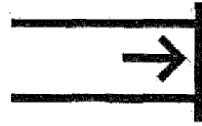
more



stop



good



finish



cuddle



happy




sad



where?



good



finish




cuddle




happy




sad




where?



hello



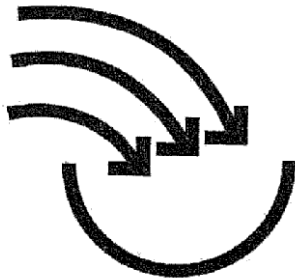
goodbye



look



listen




more



stop

Pre-school Pack



hello




play



drink



computer




book



storytime



train



cars

s



toilet




wash hands



drink



eat (food/snack)



sleep (rest/bed)



play



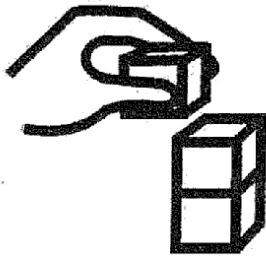
paint



sand



water



build



sing



music




outside



bicycle



cook



dressing up



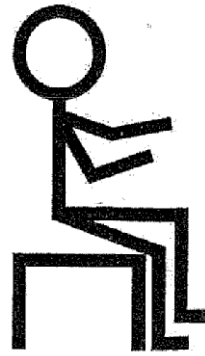
home



house



sing



sit down



outside



story (book)



home




coat



cut



draw



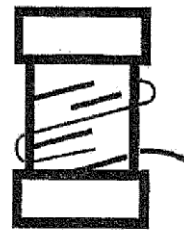
write



read



count




threading




farm



register



tidy up



work




toilet



wash hands



dinner



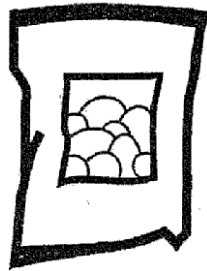
juice



milk



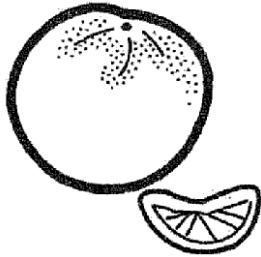
biscuit



crisps



fruit



orange




apple




banana



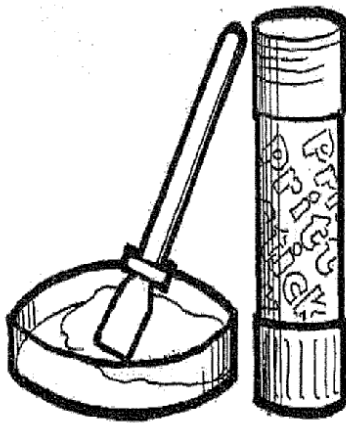
snack time




slide



playdo



glue stick

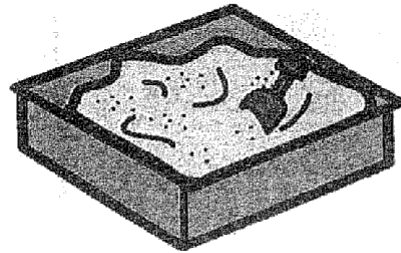


puzzle

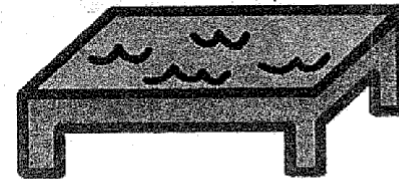
paints




sandpit




water table




toys




puzzle




cutting and sticking




play




drink




story time




singing



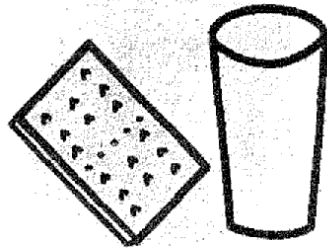
musical instruments




group time




snack




toilet




garden



home time



hello



dinner

